


B

aseline Survey Report

**Advocacy Campaign Post Flood
Reconstruction Related Issues in KP**



Baseline Survey Report

**Advocacy Campaign
Post Flood
Reconstruction
Related Issues in KP**

Acknowledgement

This report is prepared by Blue Veins Peshawar with the financial assistance of Action Aid (Pakistan), the organization entrusted to undertake this Baseline survey. Blue Veins appreciates the cooperation of target group and is very thankful to them for their valuable support in completion of this survey.

We wish to express our sincere thanks to the survey team for its dedicated and concerted efforts to complete this paramount nature of work. We are also thankful to our staff members for their administrative and technical support without which this survey may not have been completed in the planned manner.

Shaheen Quresh
President
Blue Veins



Background

The 2010 flood in Pakistan was one of the biggest humanitarian crises the world has seen, The unprecedented monsoon floods in July-August 2010 caused extensive human suffering and damage to social and economic infrastructure across Pakistan. The floods affected 20 million persons, damaged 1.6 million homes, rendering 7.3 million people homeless. Floods inflicted heavy losses to agriculture and extensive damage to roads, bridges, irrigation, railways, electricity, gas lines and education, health, water and sanitation facilities. Rescue and recovery activities elicited enormous response at home and from abroad. Damage and Needs Assessment (DNA) survey, conducted by World Bank and ADB, estimated damage at Rs 855 billion. The least cost reconstruction activities require Rs 613 billion (Rs 578 billion) out of which public sector infrastructure needs have been estimated at Rs 323 billion.

The floods inundated millions of acres of the most populous, fertile cropped lands, washed away large stores of grain and damaged millions of housing structures, schools, health and other social & economic infrastructure like , roads, railways, telecom, electricity and gas lines, schools, BHUs, WATSAN schemes and other public service units.

It is unfortunate that the Govt & the private sectors are not giving the reconstruction the appropriate attention for the rehabilitation and reconstruction the socio-economic infrastructure, restore the damaged economy and restart livelihoods and business activities in flood affected areas.

The flood reconstruction presents the single most important opportunity for promoting growth and poverty reduction. Reconstruction will revive livelihoods and promote growth, create employment opportunities for the affected people and reduce poverty substantially. Above all the reconstruction, give people a message of hope in an environment that has been badly damaged by floods.

Govt seems to be taking refuge behind the statement that The 2010 floods have further burdened the Pakistan's development agenda but the issue related to reconstruction and common man are overlooked and mostly going un noticed.

Since the sustainable reconstruction is the key to economic renewal in Pakistan, there is dire need to initiate a campaign to stream line issues related to reconstruction. The campaign should focus key issues such as climate-proof construction, agricultural development, the energy crisis, transportation, logistics, security & Govt reconstruction plan 2010.

The campaign will give voice to the concerns of the common people and will strive that the reconstruction related concerns are heard & should be addressed at the policy level. The campaign will highlight all issues related to reconstruction and will emphasize on the rebuilding of lives with local ownership, it will encourage self-help in house reconstruction and recovery of livelihoods and will

demand for Implementation of reconstruction programs with strong community participation and ownership, aiming at longer term community development in future & will demand to ensure gender equity and women's participation in the reconstruction activities and works.

This survey forms the basis of the campaign. Objective of the survey is to collect fact & figures from rights holders on issues concerns, flaws & gaps faced in the reconstruction & rehabilitation process in the 2010 floods.

Contents

S.N	Topic	Page #
1.	Survey goal	1
2.	Survey details	
	2.1 Survey area	1
	2.2 Survey period	1
	2.3 Survey staff	1
	2.4 Method	1
	2.5 Survey population	2
	2.6 The questionnaire	2
	2.7 Preparation for field work	2
	2.8 Data collection	3
	2.9 Statistical analysis	3
3.	Interpretation of results	
4.	Findings	46
5.	Conclusions	46

Appendix-A: The questionnaire

1. SURVEY GOAL

To highlight the issues, concerns, flaws and gaps in the reconstruction process enabling civil society to build pressure on government and implementing agencies.

1.1 OBJECTIVES OF THE SURVEY

To collect fact & figures from rights holders on issues concerns, flaws & gaps faced in the reconstruction & rehabilitation process in the 2010 floods.

2. SURVEY DETAILS

2.1 SURVEY AREA

The survey facts and figures are collected from two villages including Shaheed Abad and Kharbela Korona of Union Council MC2 in Charsadda and two villages Dagi Khel and Baghwanan villages of UC in Nowshera Khyber Pakhtunkhwa province of Pakistan.

2.2 SURVEY PERIOD

The survey interviews were started from October 19th, 2011 and completed on November 1st, 2011 in about 02 weeks time.

2.3 SURVEY STAFF

A team comprising of 5 members was assigned to carry out the survey activities. The team comprised of a four surveyors (two males and two females) and one validator. All of them have the required qualification and experience in collecting data for surveys.

2.4 METHOD

The survey was conducted by the team in form of structured interviews. For the purpose of interview a comprehensive questionnaire was developed to record different answers. The team has its initial visits and consultations before starting the actual work. After testing the data was collected from target districts. For the purpose of interview the team visited targeted villages of each district and personally met with the respondents to conduct the interview. The respondents

were first briefed about the purpose of this survey, their consent was taken and then the interview was conducted. At the end of each interview the questionnaire is checked by the interviewer for any omission and any missing information was collected.

2.5 SURVEY POPULATION

Participating communities in the survey were flood affectees who were randomly selected from all the survey areas on an equal proportion basis. From every village 45 questionnaires were filled through randomized rapid assessment making a total of 180. Initially 180 persons were identified and meetings were held but out of these 15 refused to participate in the survey. To coupe up the shortage further 15 persons were identified and interviewed. In this way a total of 195 flood affectees were consulted out of whom 180 were interviewed.

2.6 THE QUESTIONNAIRE

A comprehensive questionnaire was developed by the survey team with the collaboration of concerned staff members from Blue Veins. The team brainstormed all the areas under the theme. The questionnaire includes both open ended and closed questions to measure the target indicators. The questions were either of yes/no format or open, starting from general the questions go on to more complicated areas to get an insight of the situation. The pilot testing of questionnaire was carried out on a small number of respondents and the tool is fine tuned where deemed appropriate. The questionnaire is attached in Appendix- A.

2.7 PREPARATION FOR FIELD WORK

Before going into field, orientation was arranged for the staff in view of special background of the respondents. A two hours session was arranged for the team to bring them upto date about the background, rationale and purpose of survey. The interviewers were taken through the instrument, so that they could get familiar with the purpose and content of each question ahead of the time. The points raised by them were clarified and discussed. Test interviews were conducted with the flood affectees specially invited for the purpose.

2.8 DATA COLLECTION

Data was collected through structured interviews by using the questionnaire developed for the purpose. On the spot marking was carried out by the interviewer. The interviewer also made some direct observations as indicated in

the questionnaire. The Validator checked the completed questionnaire on daily basis and any missing data was re-collected. Once a district is completed the analysis work was started.

2.9 STATISTICAL ANALYSIS

All data was entered in spread sheet and basic frequencies were calculated. Tables and graphs were then developed in the MS-Excel.

3. INTERPRETATION OF RESULTS

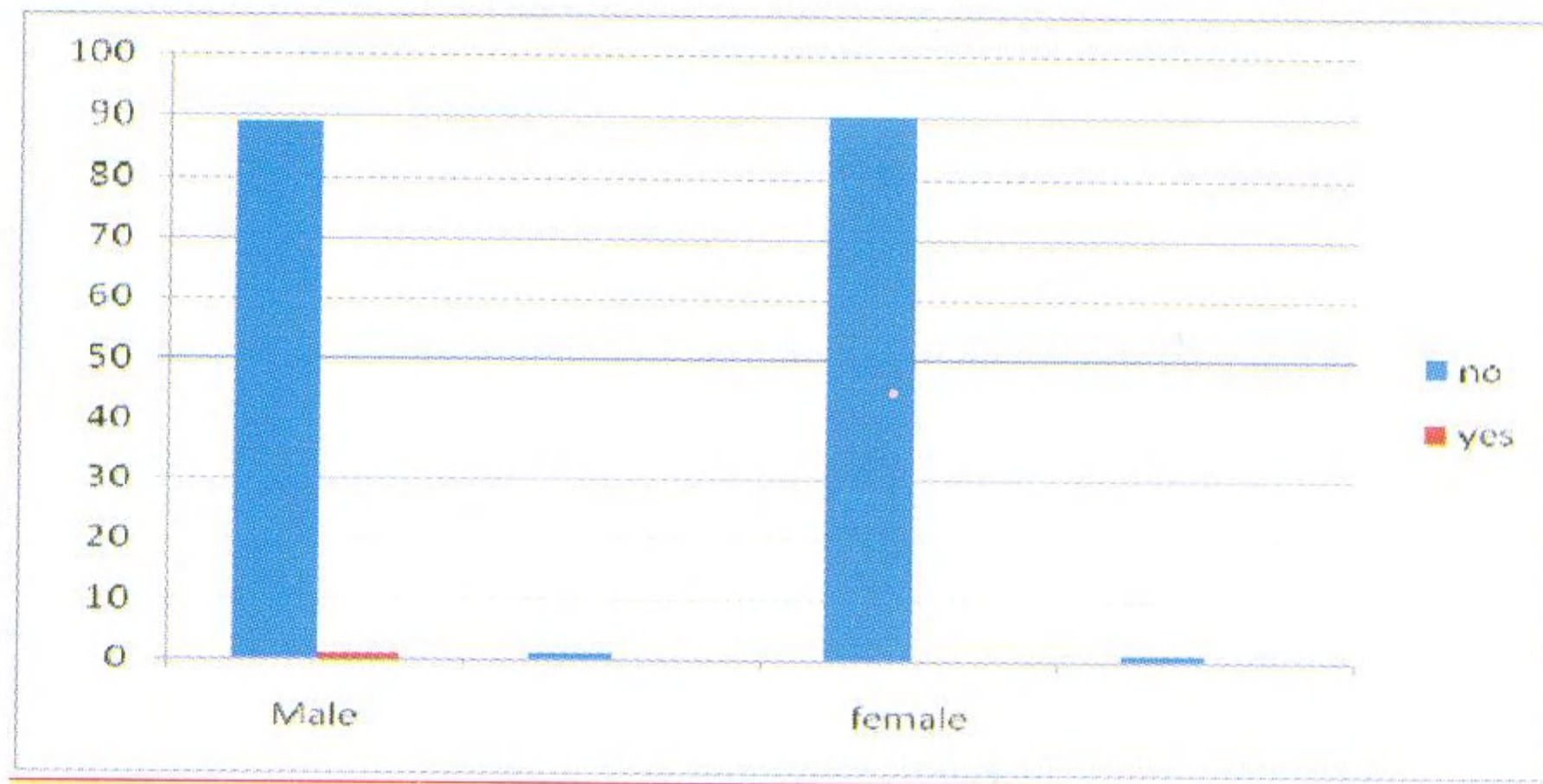
Sex of respondent * Village

Sex of respondent	Village				Total
	Kharbella Qoruna	Shaheed Abad	Dagi khel	Bagh banan	
Male	18 20.0%	28 31.1%	21 23.3%	23 25.6%	90 100.0%
female	24 26.7%	16 17.8%	27 30.0%	23 25.6%	90 100.0%
Total	42 23.3%	44 24.4%	48 26.7%	46 25.6%	180 100.0%

Did you ever heard about National flood reconstruction plan 2010?

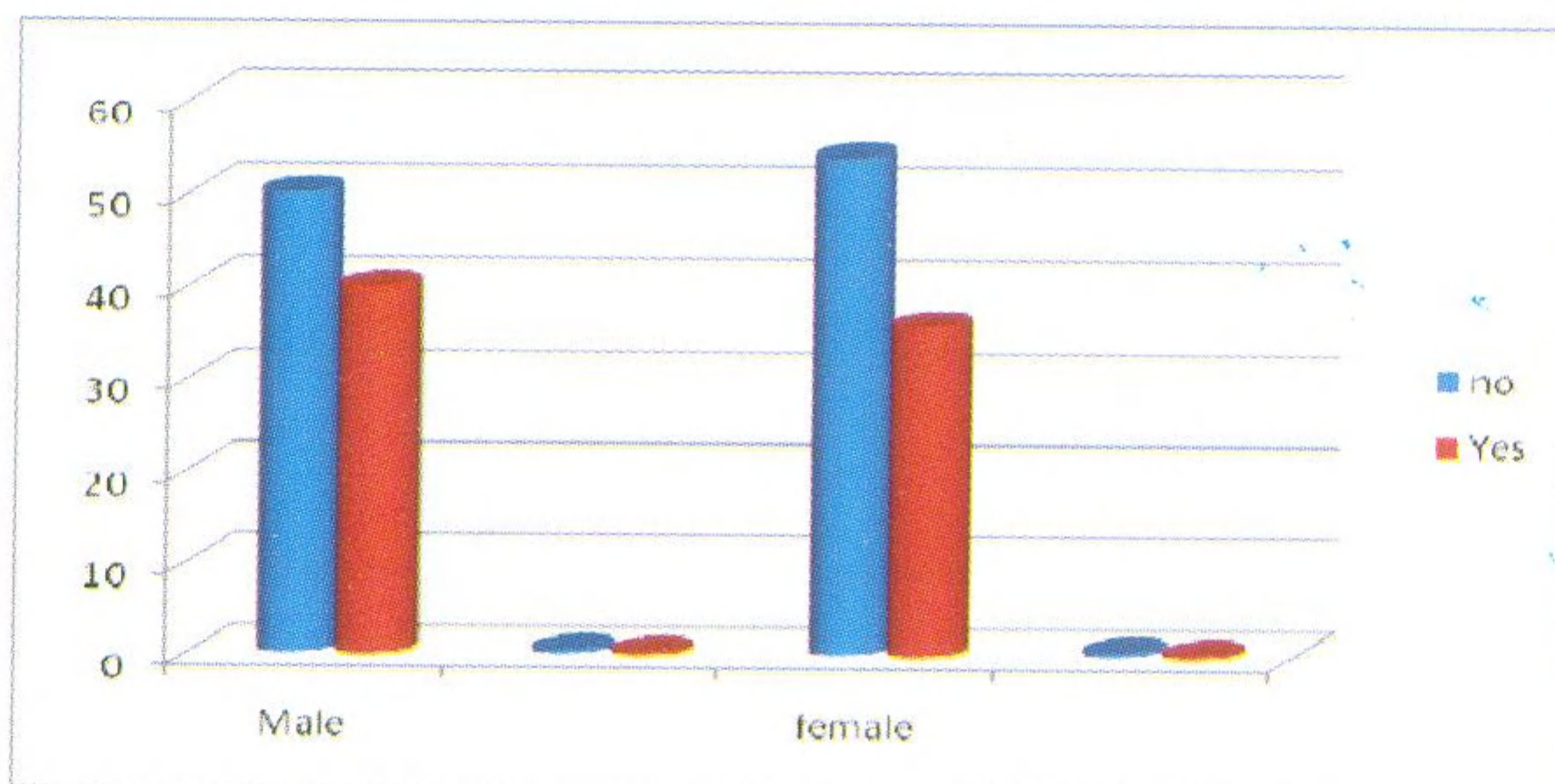
Sex of respondent	Did you ever heard about National flood reconstruction plan 2010?		Total
	No	yes	
Male	89 98.8%	1 1.1%	90 100.0%
Female	90 100.0%	0 0%	90 100.0%

Total	179	1	180
	99.4%	1.1%	100.0%



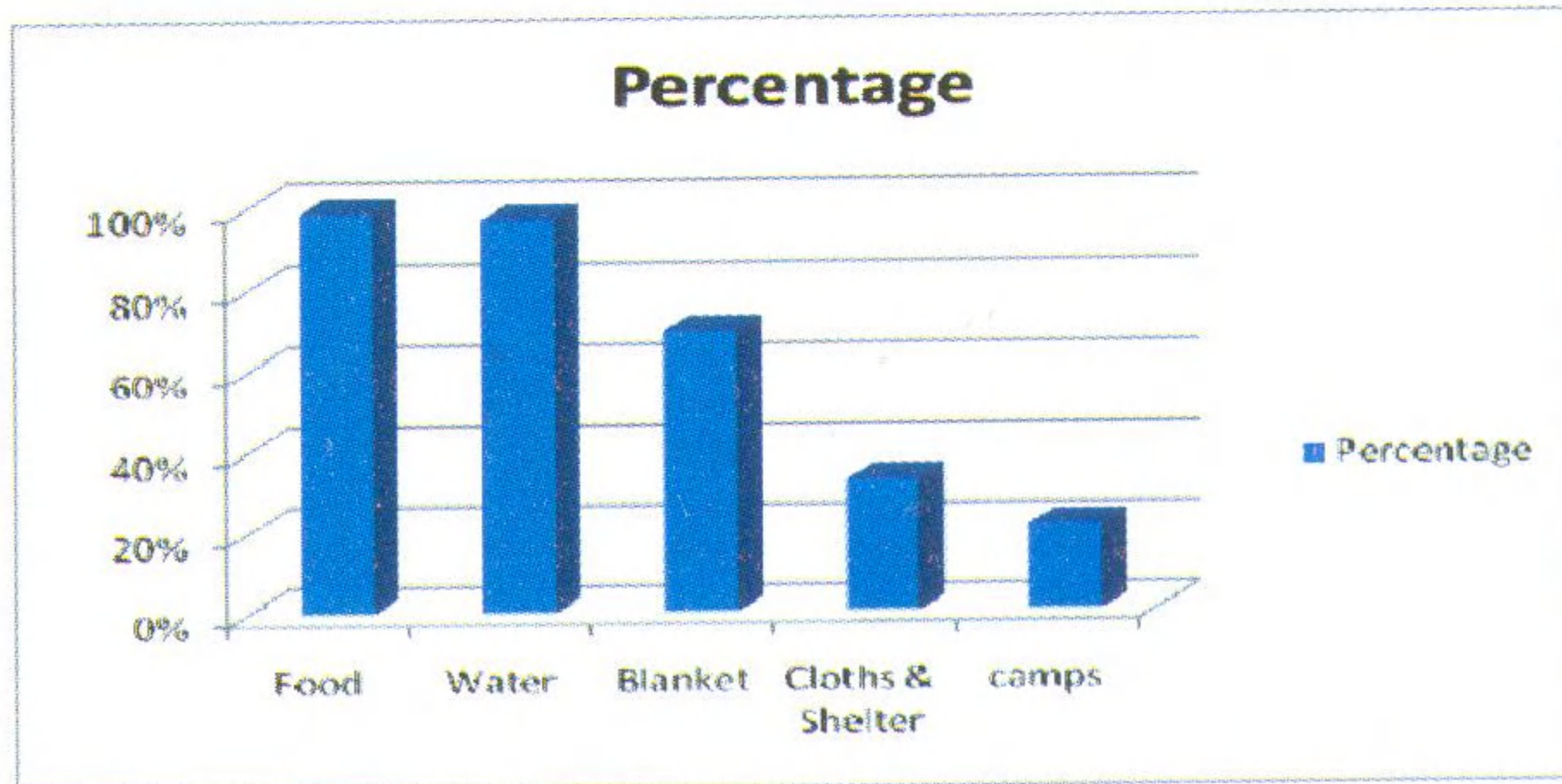
Did the Govt help you to cope with your immediate needs and aftermath of the catastrophe?

Sex of respondent	Did the Govt help you to cope with your immediate needs and aftermath of the catastrophe?		Total
	No	Yes	
Male	50	40	90
	55.6%	44.4%	100.0%
Female	54	36	90
	60%	40%	100.0%
Total	104	76	180
	57.7%	43%	100.0%



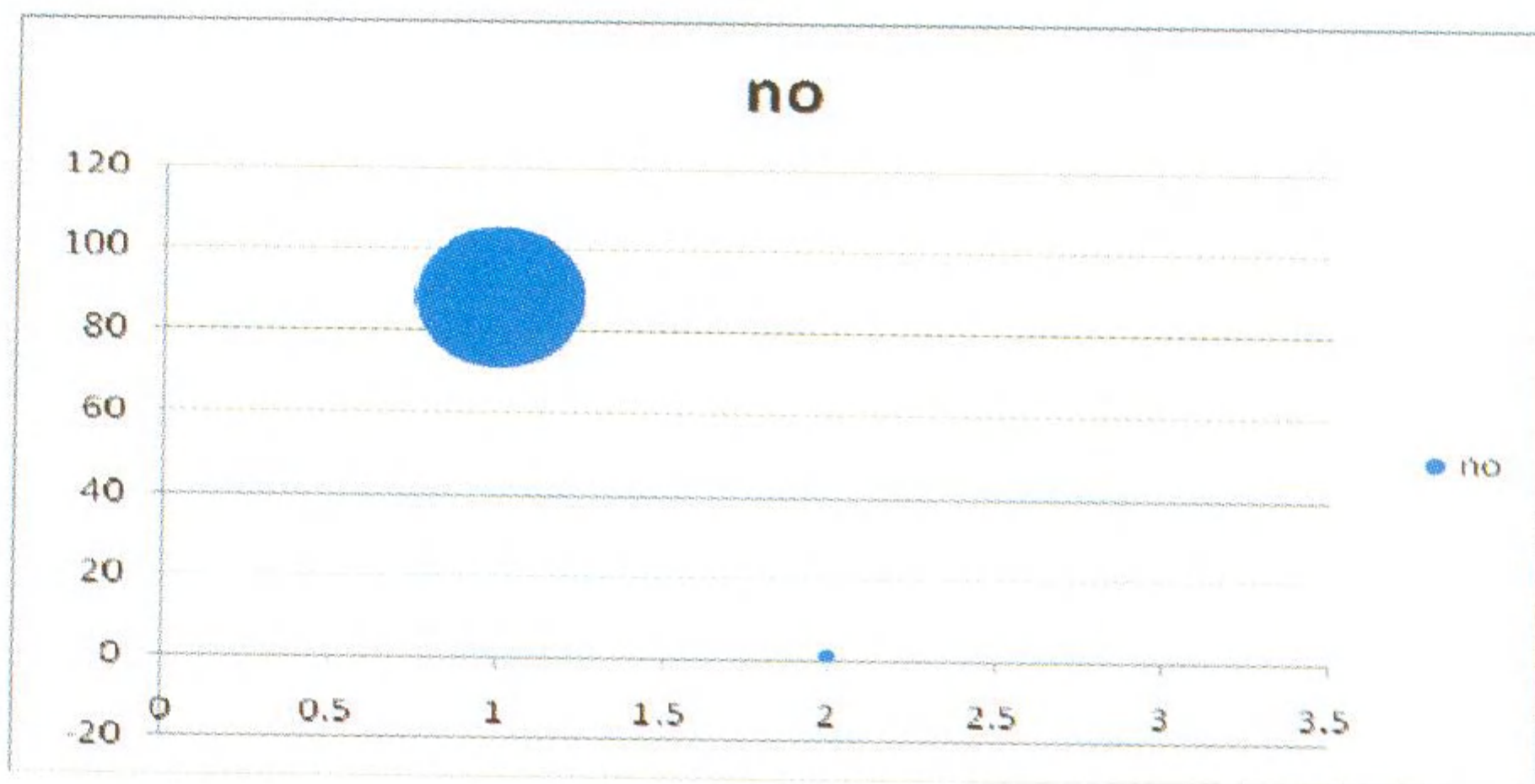
Did the Govt help you to cope with your immediate needs and aftermath of the catastrophe? * If yes, how?

Immediate needs	Percentage
Food	99%
Water	97.20%
Blanket	69.80%
Cloths & Shelter	32.70%
Camps/shelter	21.20%



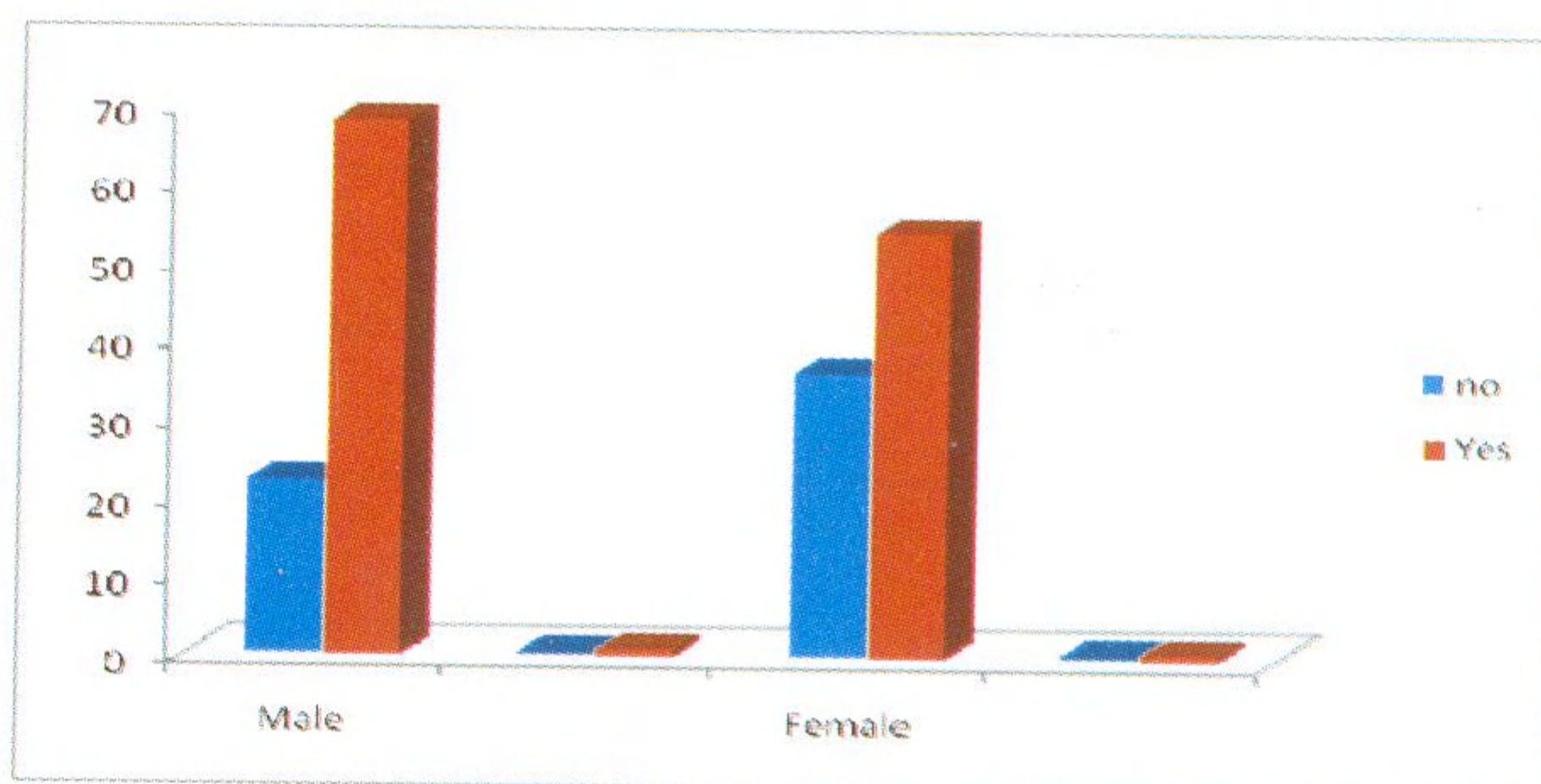
Did the Govt repair the damaged houses and settlements or reconstructed new houses for those who lost their homes?

Sex of respondent	Did the Govt repair the damaged houses and settlements or reconstructed new houses for those who lost their homes?		Total
	No	Yes	
Male	88	2	90
	97.8%	2.2%	100.0%
Female	90	0	90
	100.0%	.0%	100.0%
Total	178	2	180
	98.8%	2.2%	100.0%



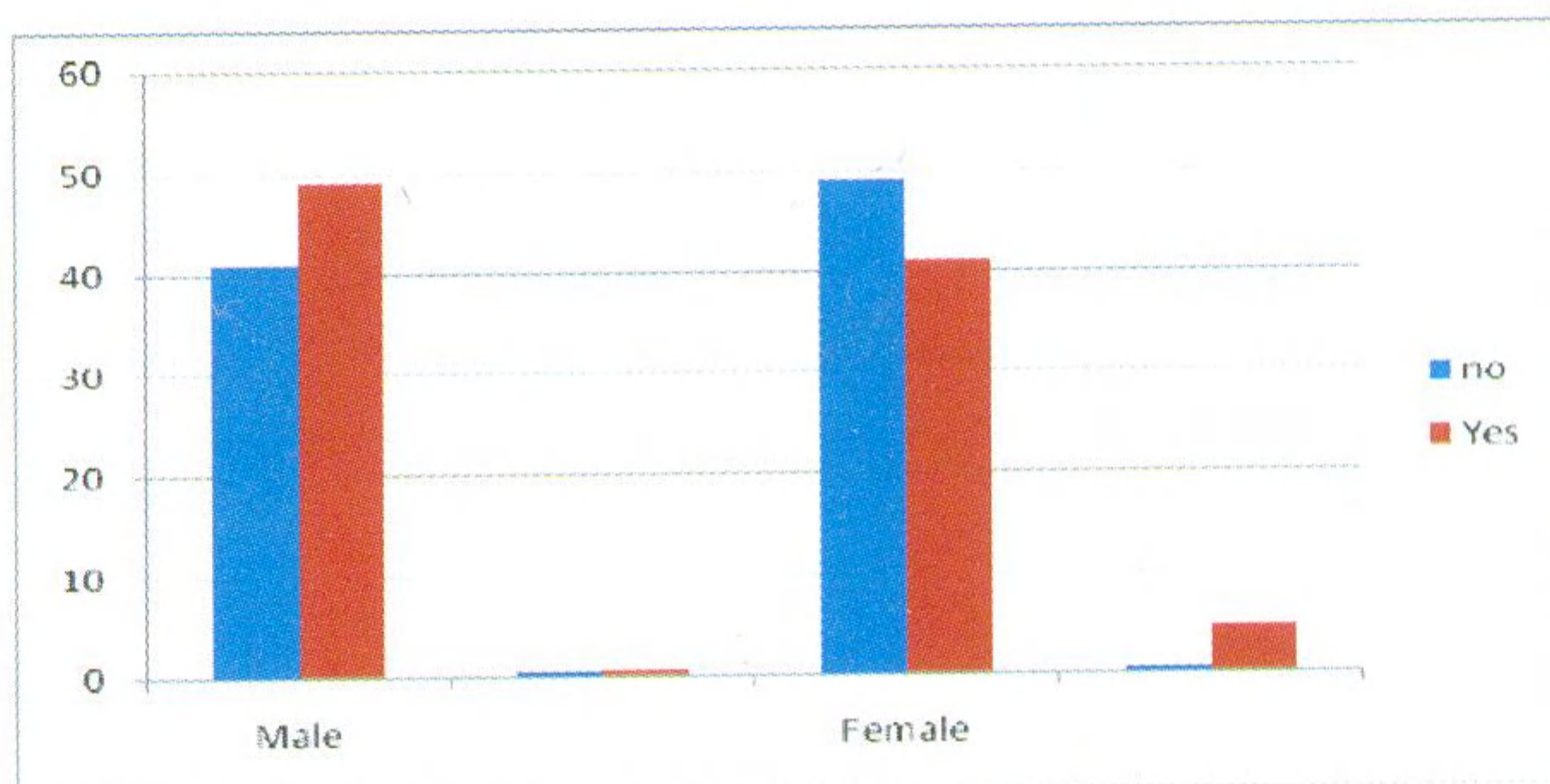
Was the Govt able to assure the availability of food, clean drinking water and sanitation facilities, and electricity and telecom services in your area?

Sex of respondent	Was the Govt able to assure the availability of food, clean drinking water and sanitation facilities, and electricity and telecom services in your area?		Total
	No	Yes	
Male	31 34.4%	59 65.6%	90 100.0%
Female	28 31.1%	62 68.9%	90 100.0%
Total	59 32.7%	121 67.2%	180 100.0%



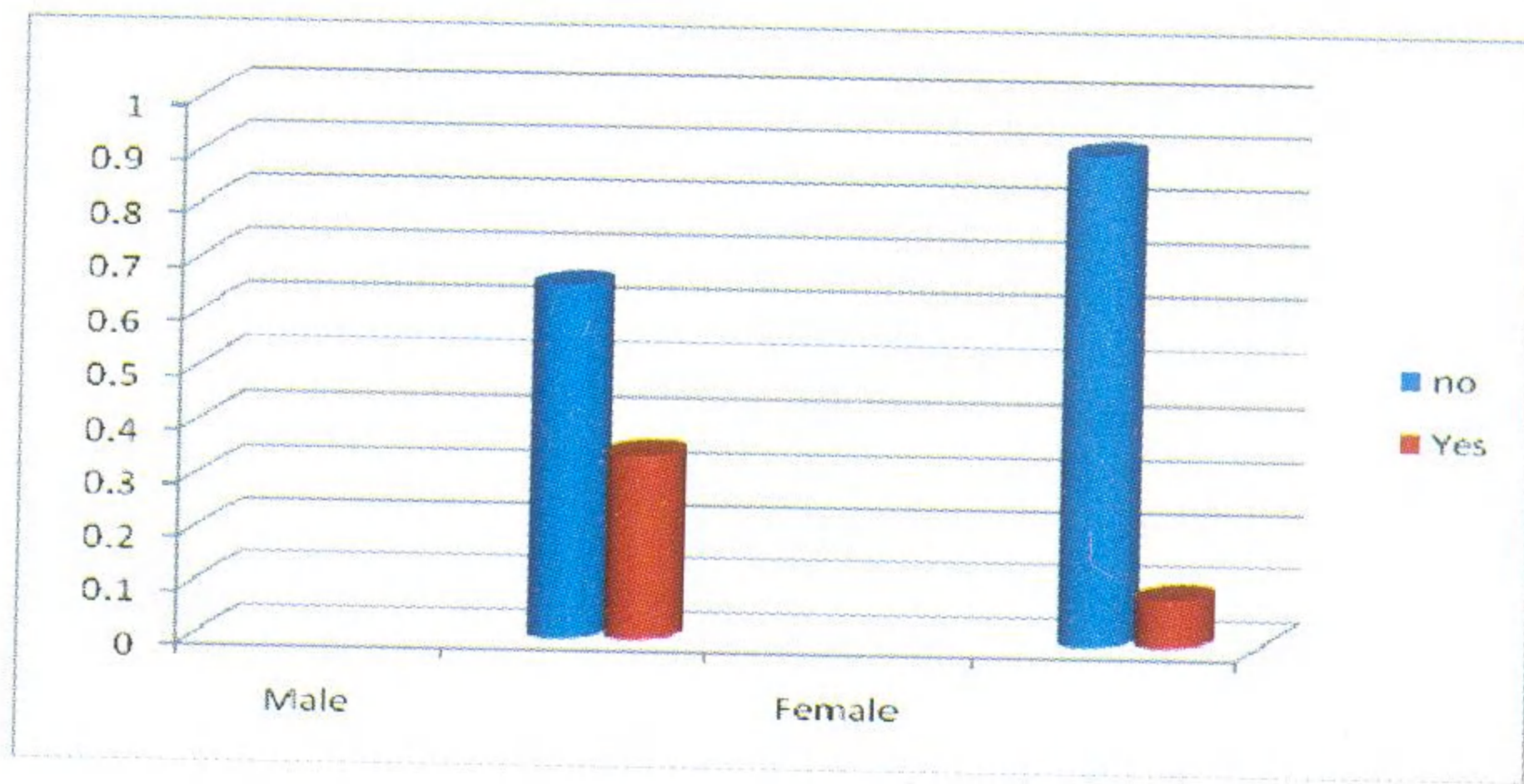
Did Govt ensure availability of health services, including psycho-social support in your area?

Sex of respondent	Did Govt ensure availability of health services, including psycho-social support in your area?		Total
	No	Yes	
Male	41 46.6%	49 54.4%	90 100.0%
Female	49 54.4%	41 45.6%	90 100.0%
Total	90 50.0%	90 50.0%	180 100.0%



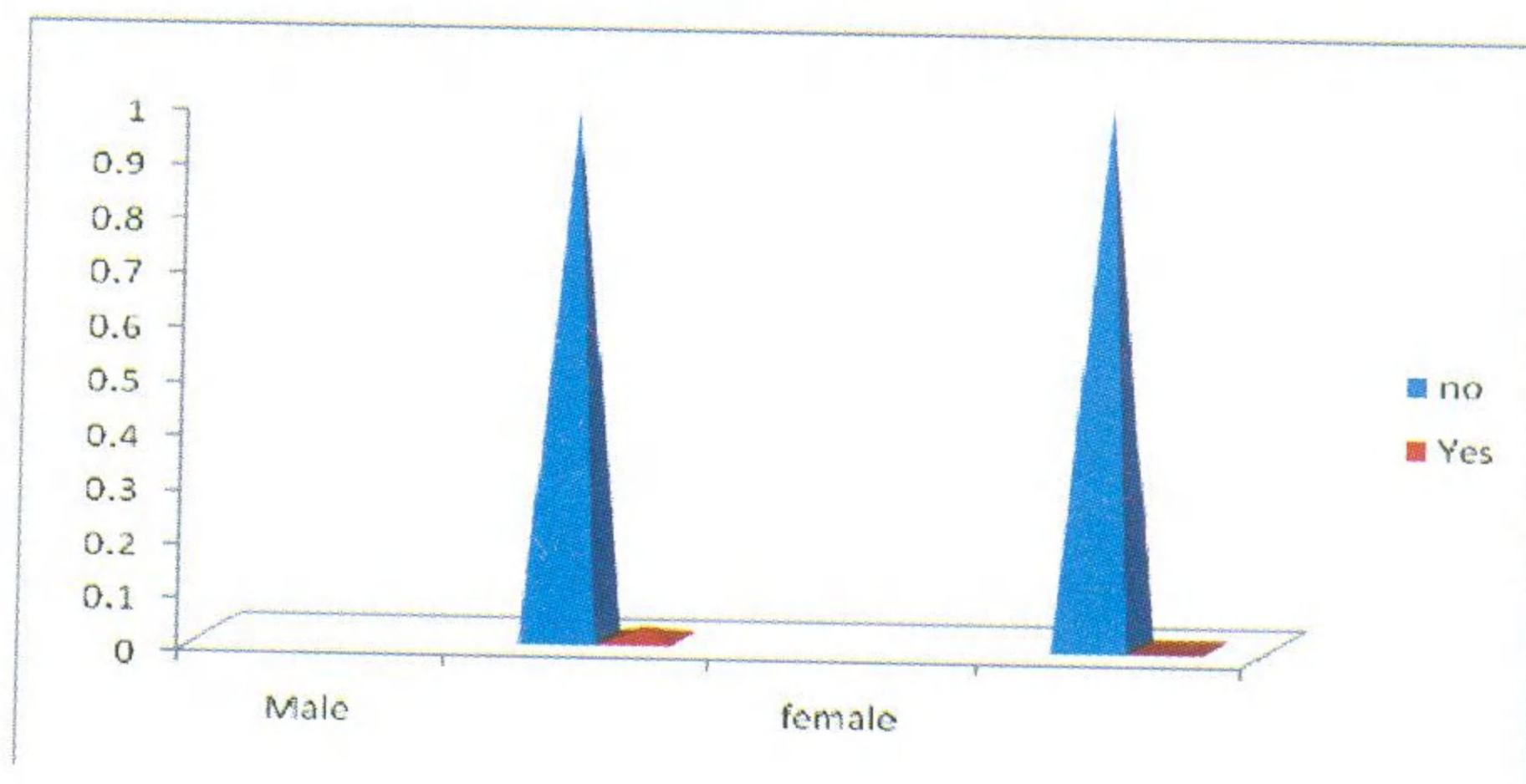
Did you see any restoration of livelihoods efforts by the Govt through cash and other technical support?

Sex of responder	Did you see any restoration of livelihoods efforts by the Govt through cash and other technical support?		Total
	no	Yes	
Male	59 65.6%	31 34.4%	90 100.0%
Female	82 91.1%	8 8.9%	90 100.0%
Total	141 78.3%	39 21.7%	180 100.0%



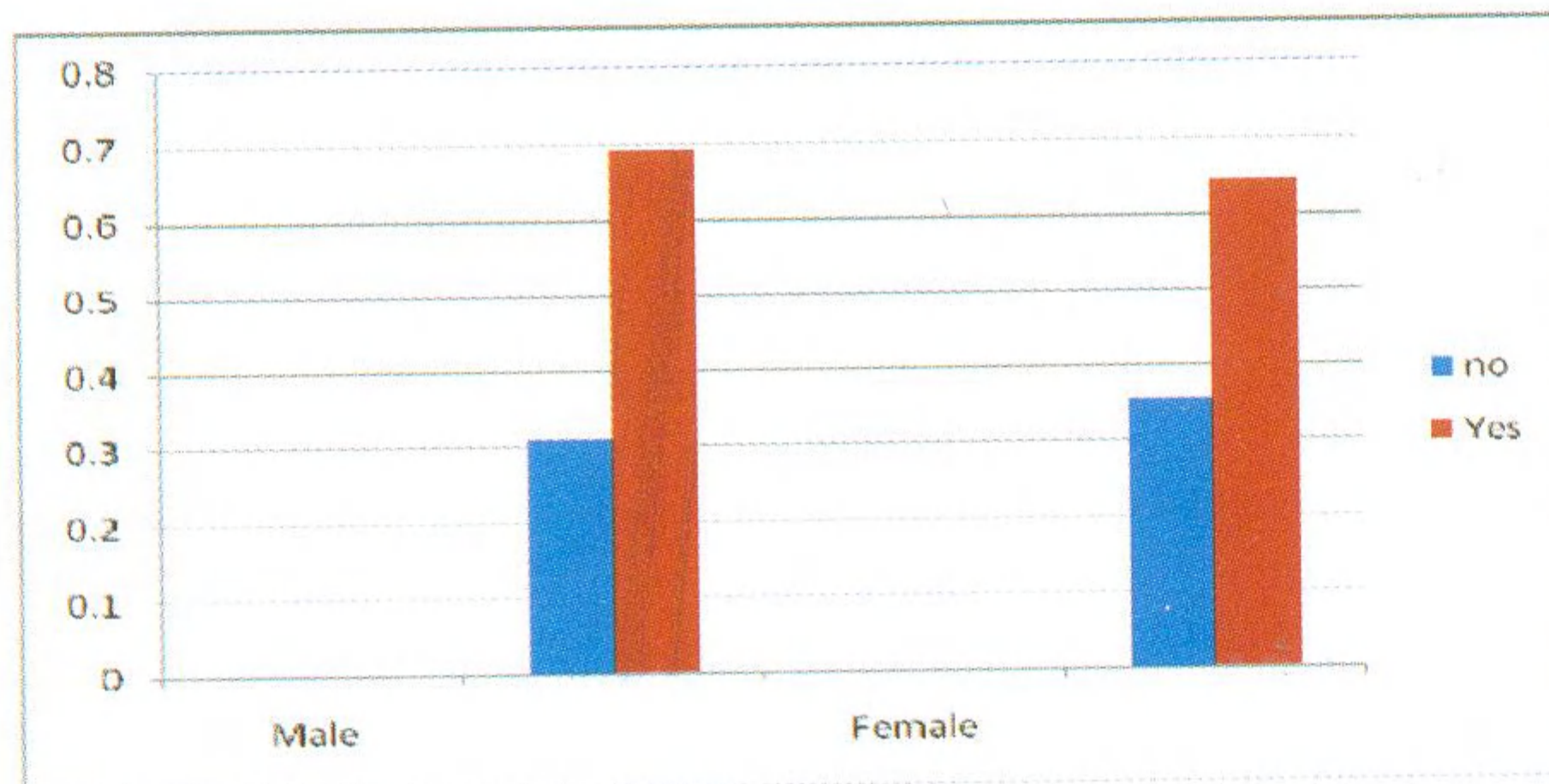
Did Govt provided micro and small credits for repair or replacement of productive asserts?

Sex of respondent	Did Govt provided micro and small credits for repair or replacement of productive asserts?		Total
	no	yes	
Male	88 97.8%	2 2.2%	90 100.0%
Female	90 100.0%	0 .0%	90 100.0%
Total	178 98.9%	2 1.1%	180 100.0%



Did the Govt repaired or restored infrastructures damaged by floods-irrigation walls, roads or bridges, communications, power and gas?

Sex of respondent	Did the Govt repaired or restored infrastructures damaged by floods-irrigation walls, roads or bridges, communications, power and gas?		Total
	No	Yes	
Male	28 31.0%	62 69.0%	90 100.0%
Female	32 35.5%	58 64.5%	90 100.0%
Total	60 34.0%	120 66.0%	180 100.0%



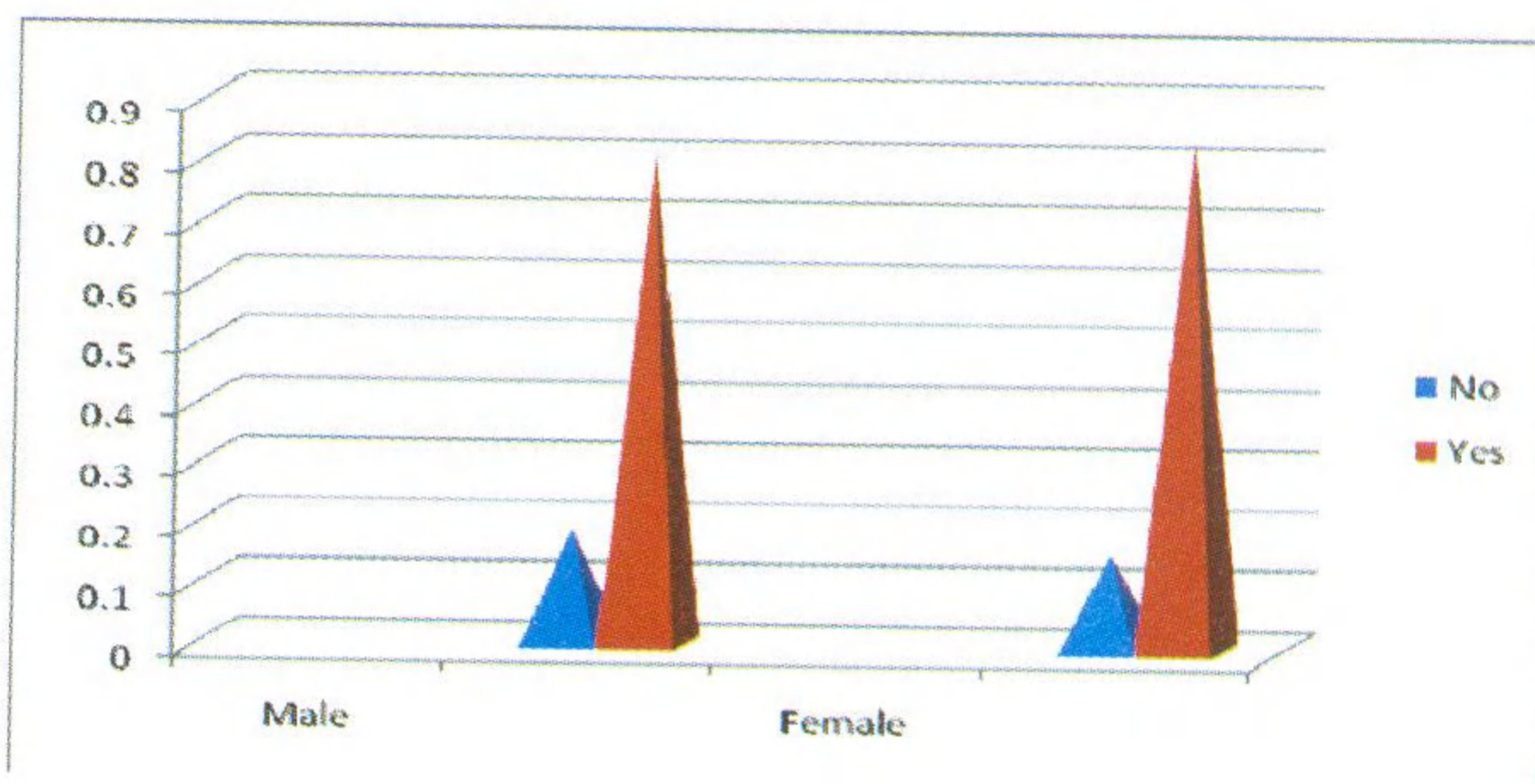
Did Govt engaged with communities to enter into partnerships for rehabilitation works and arranged orientation training for communities?

Sex of respondent	Did Govt engaged with communities to enter into partnerships for rehabilitation works and arranged orientation training for communities?		Total
	No	Yes	
Male	90 100.0%	0	90 100.0%
Female	90	0	90

		100.0%	100.0%
Total		180	180
		100.0%	100.0%

One year after the flood do you have access to safe drinking water?

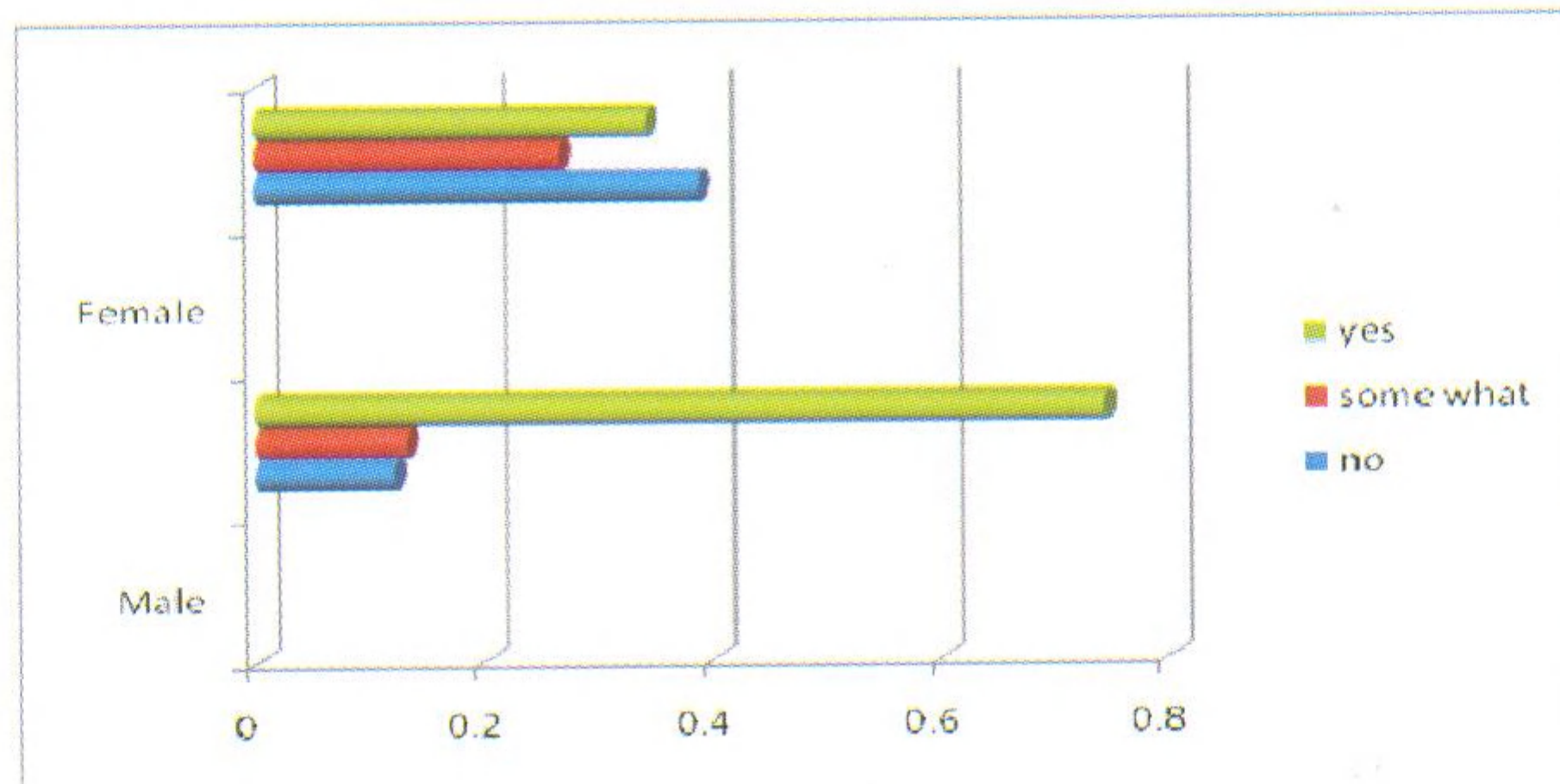
Sex of respondent	One year after the flood do you have access to safe drinking water?		Total
	No	Yes	
Male	17 18.9%	73 81.1%	90 100.0%
Female	14 15.6%	76 84.4%	90 100.0%
Total	31 17.2%	149 82.8%	180 100.0%



Do you have access to the hygiene facilities such as culturally appropriate latrines and sanitation facilities?

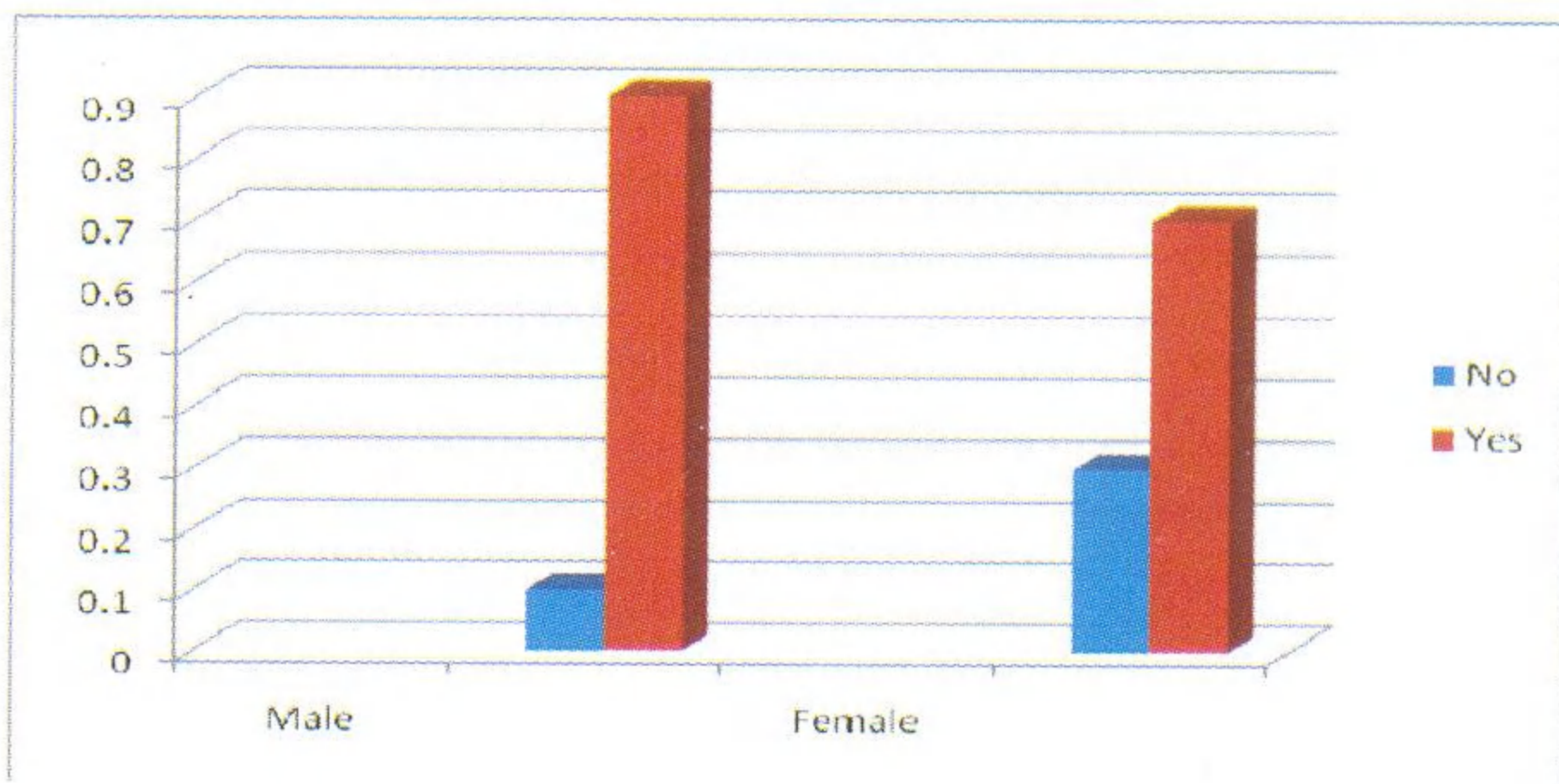
Sex of respondent	Do you have access to the hygiene facilities such as culturally appropriate latrines and sanitation facilities?			Total
	No	some what	yes	
Male	11 12.2%	12 13.3%	67 74.4%	90 100.0%

Female	35	24	31	90
	38.9%	26.7%	34.4%	100.0%
Total	46	36	98	180
	25.6%	20.0%	54.4%	100.0%



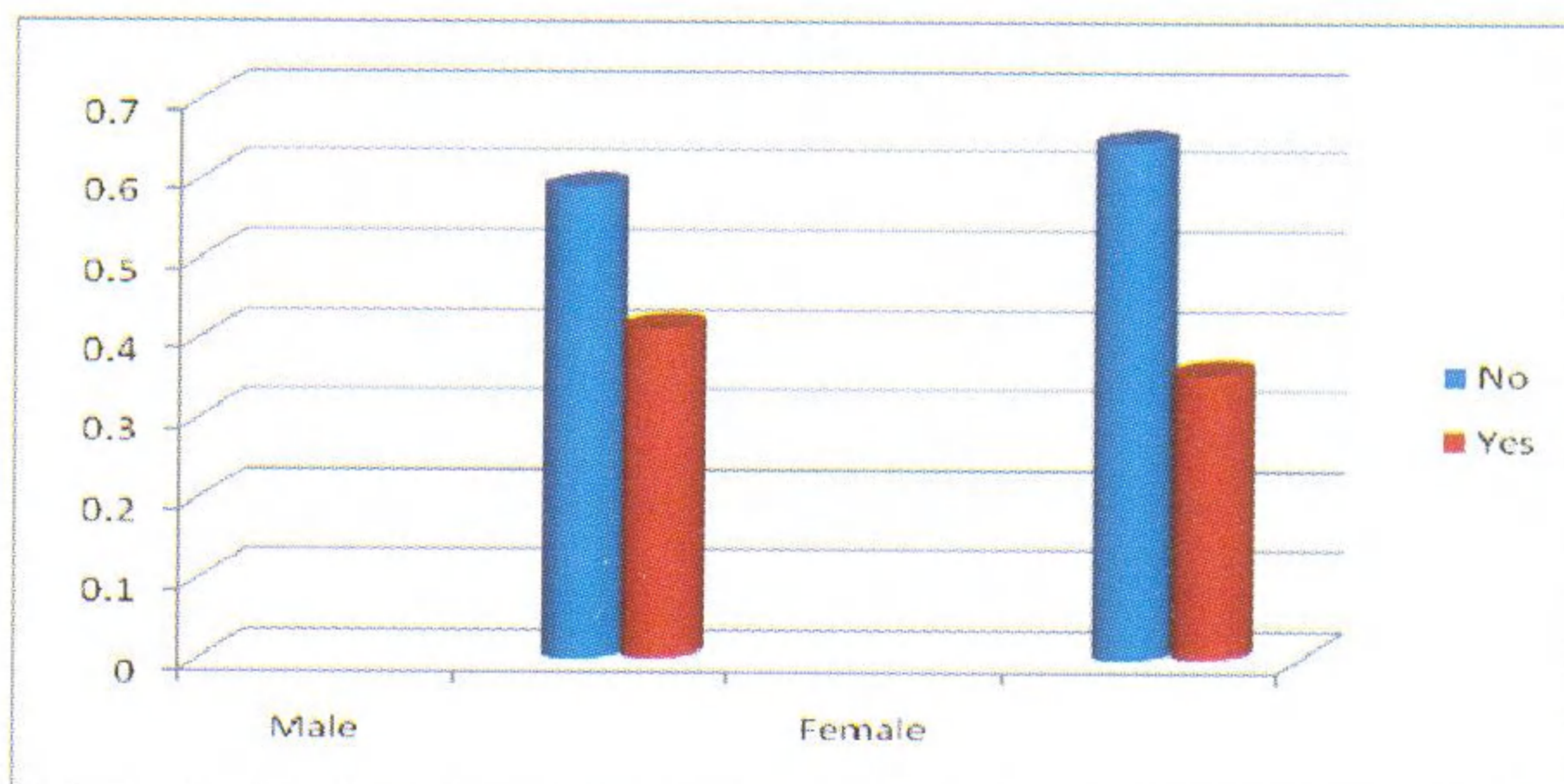
Are education facilities in your area rehabilitated by Govt and NGOs?

Sex of respondent	Are education facilities in your area rehabilitated by Govt and NGOs?		Total
	No	Yes	
Male	9	81	90
	10.0%	90.0%	100.0%
Female	27	63	90
	30.0%	70.0%	100.0%
Total	36	144	180
	20.0%	80.0%	100.0%



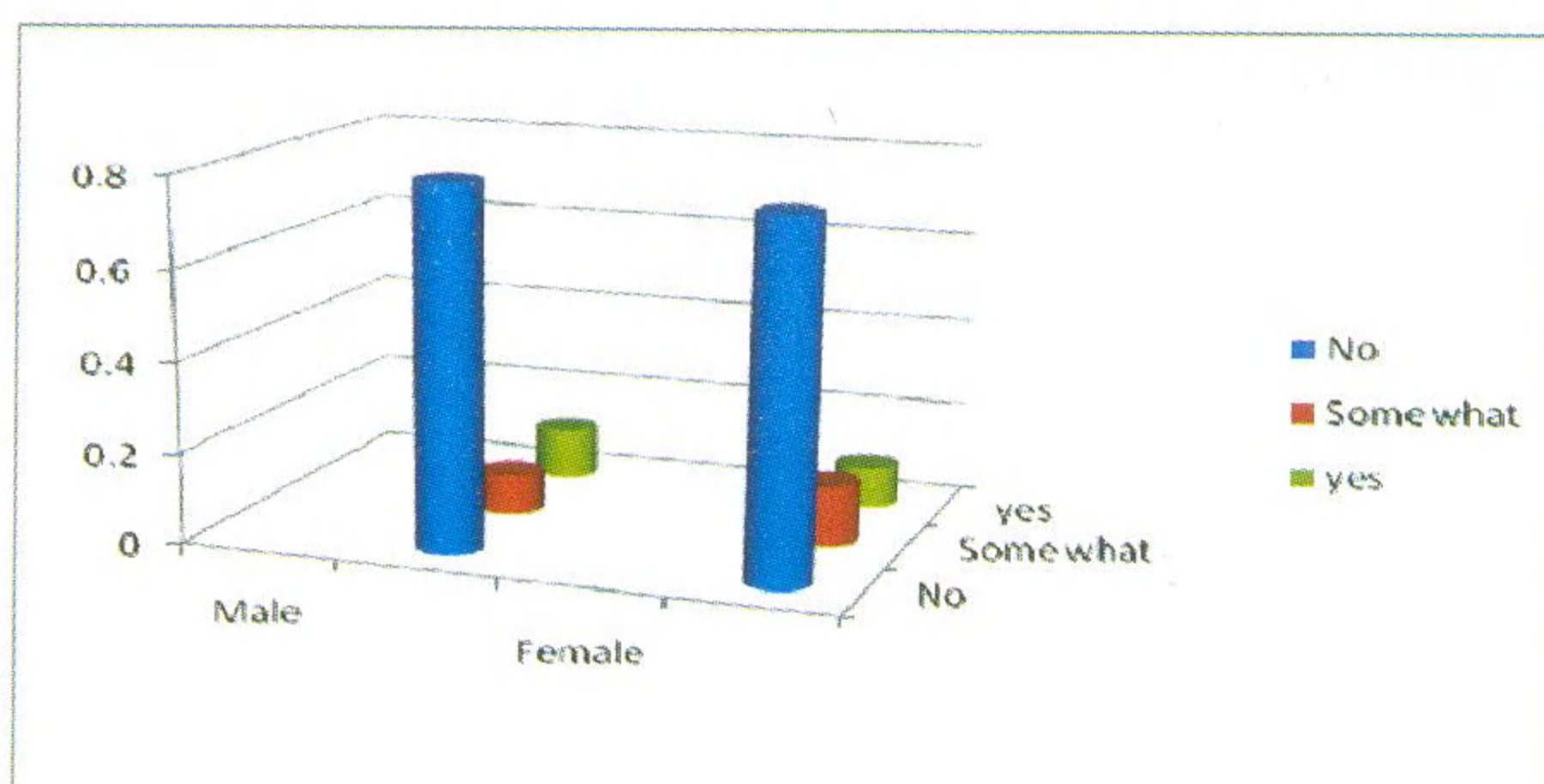
Are the health facilities (BHU/RHCs) near your area rehabilitated by the Govt?

Sex of respondent	Are the health facilities (BHU/RHCs) near your area rehabilitated by the Govt?		Total
	No	Yes	
Male	53 58.9%	37 41.1%	90 100.0%
Female	58 64.5%	32 35.5%	90 100.0%
Total	111 62.0%	69 38.0%	180 100.0%



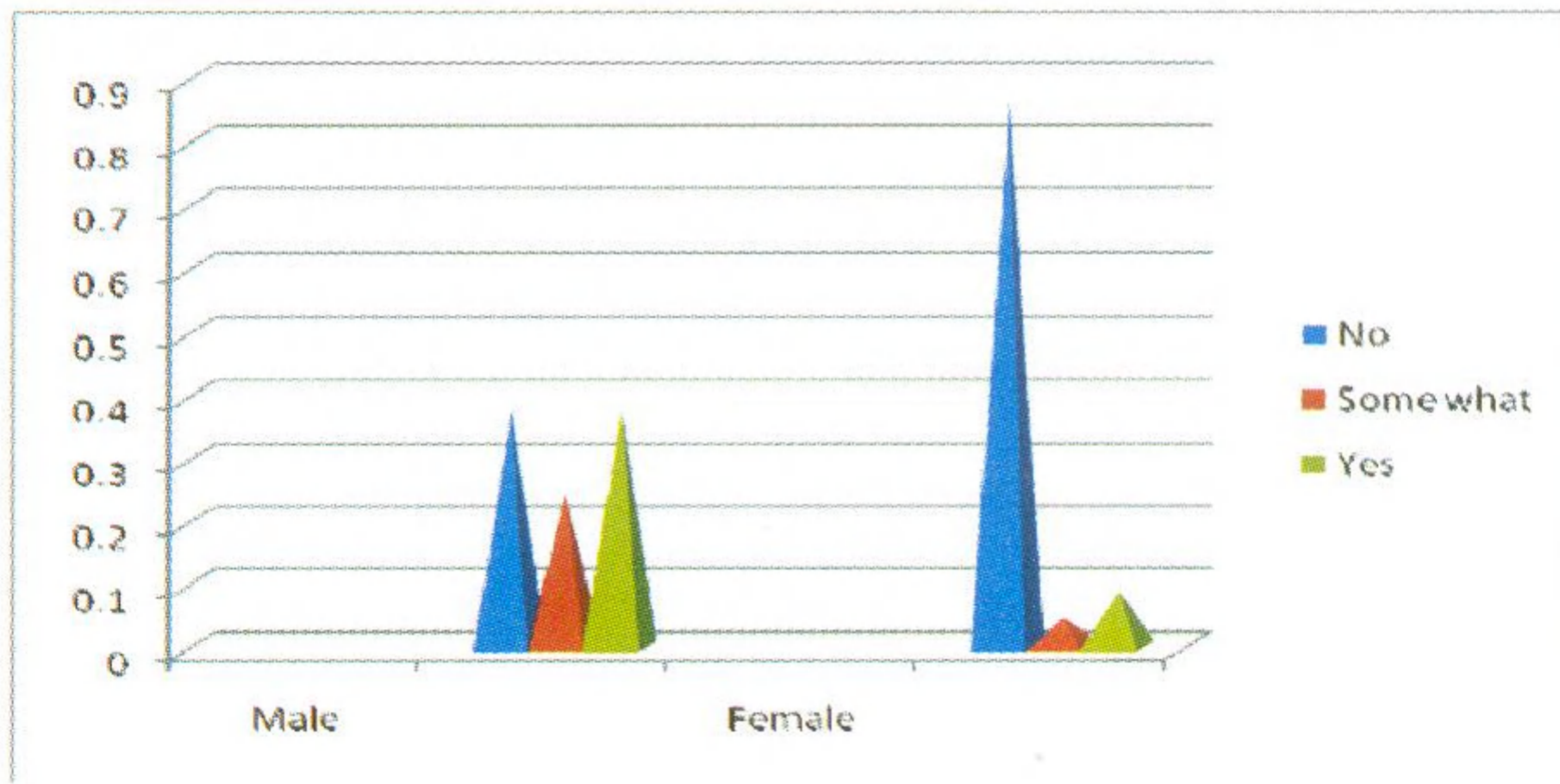
Do you see re-establish public administration services in the flood affected area? Do you think their capacities are build for more efficient, effective public administration?

Sex of respondent	Do you see re-establish public administration services in the flood affected area? Do you think their capacities are build for more efficient, effective public administration?			Total
	No	Some what	yes	
Male	72 80.0%	8 8.9%	10 11.1%	90 100.0%
Female	70 77.8%	12 13.2%	8 9.0%	90 100.0%
Total	142 78.9%	20 11.1%	18 10.0%	180 100.0%



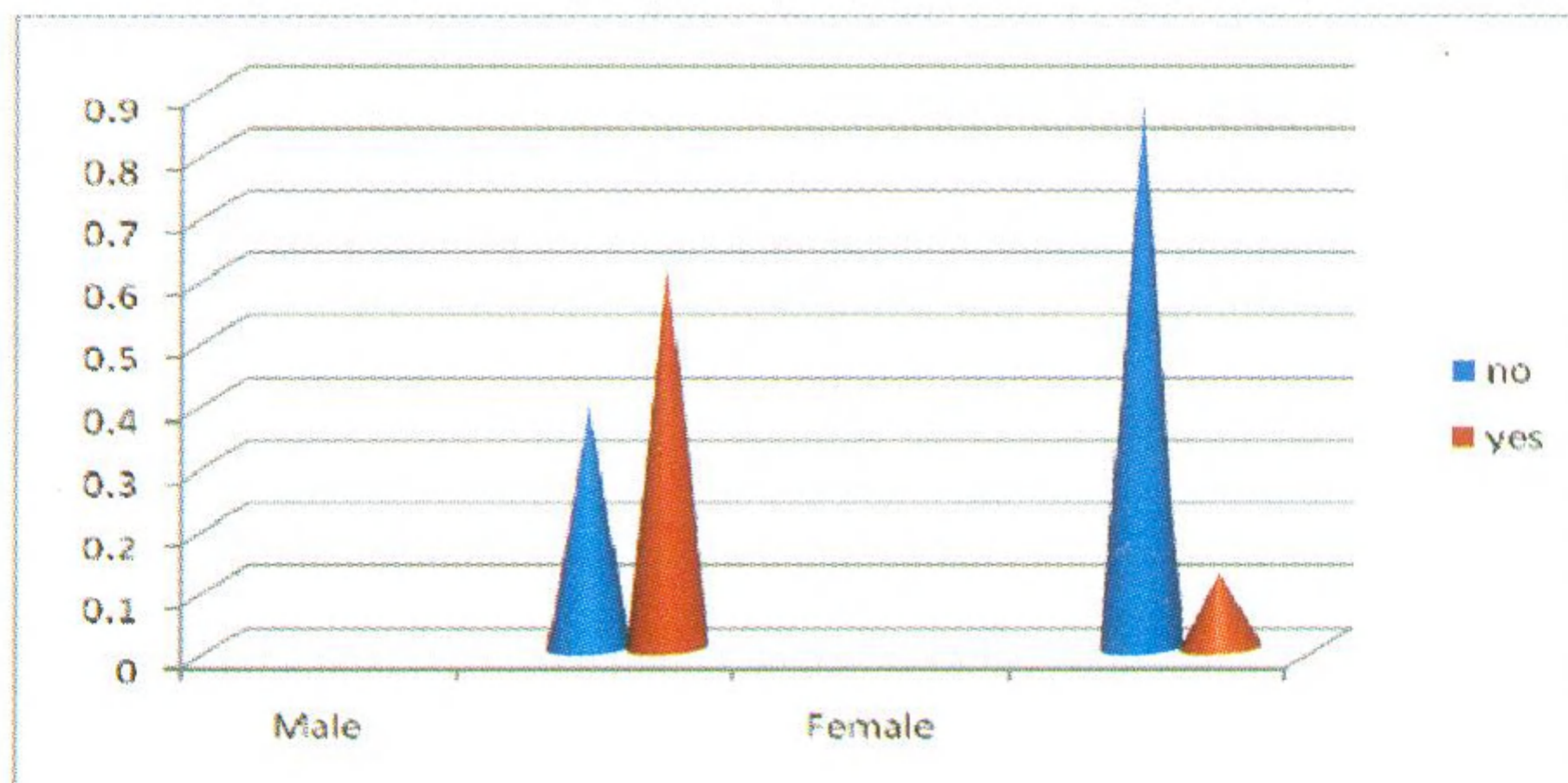
Were you satisfied with the registration process for the monetary relief (watan card)?

Sex of respondent	Were you satisfied with the registration process for the monetary relief (watan card)?			Total
	No	Some what	Yes	
Male	34 37.8%	22 24.4%	34 37.8%	90 100.0%
Female	78 86.7%	4 4.4%	8 8.9%	90 100.0%
Total	112 62.2%	26 14.4%	42 23.4%	180 100.0%



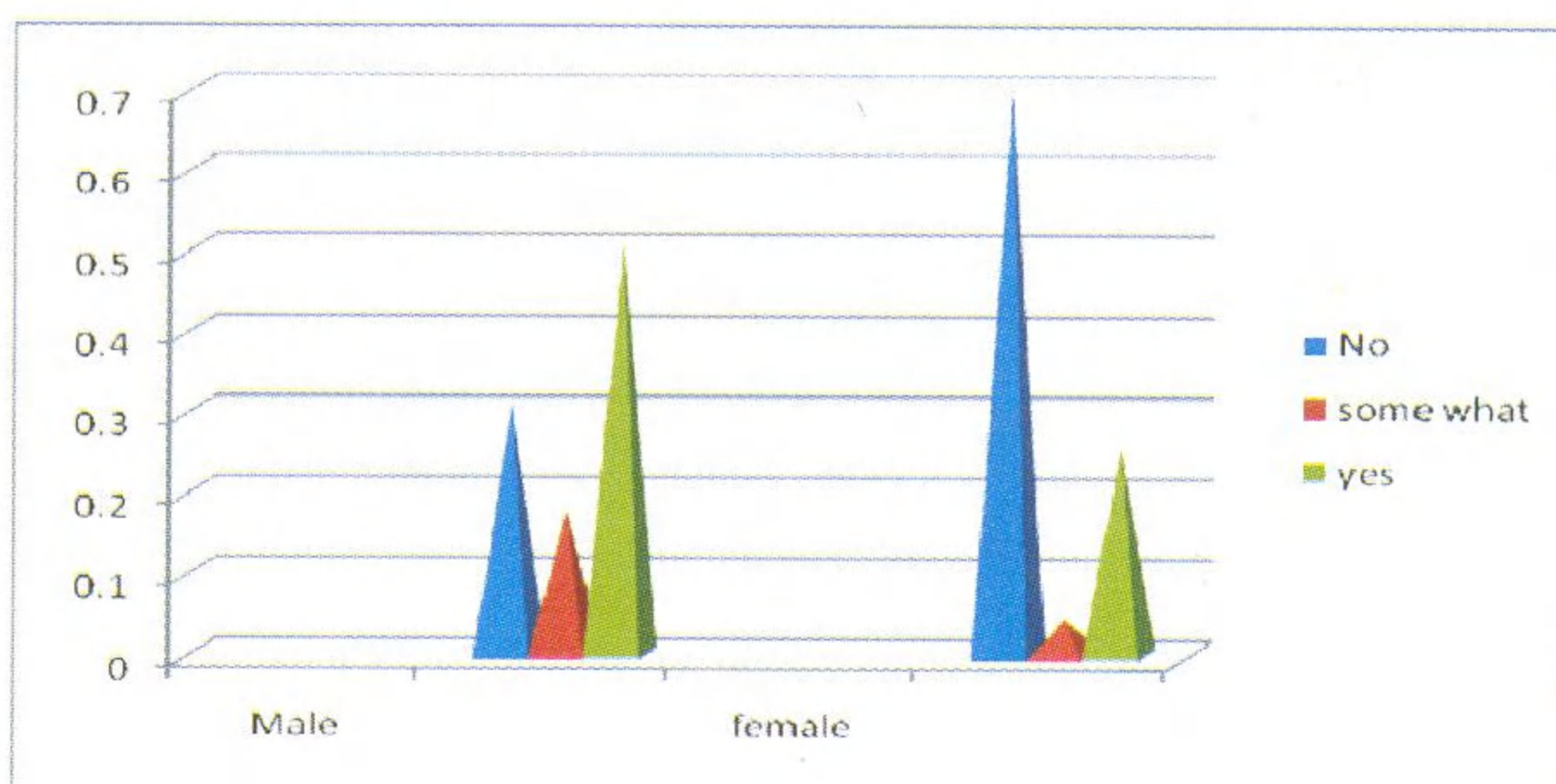
Do of you see any encouragement in early recovery of agriculture and livestock or poultry sector?

Sex of respondent	Do of you see any encouragement in early recovery of agriculture and livestock or poultry sector?		Total
	no	Yes	
Male	35 38.9%	55 61.1%	90 100.0%
female	79 87.8%	11 12.2%	90 100.0%
Total	114 63.3%	66 36.7%	180 100.0%



Do you see any efforts to enhance flood early warning system?

Sex of respondent	Do you see any efforts to enhance flood early warning system?			Total
	no	some what	yes	
Male	28 31.1%	16 17.8%	46 51.1%	90 100.0%
female	63 70.0%	4 4.4%	23 25.6%	90 100.0%
Total	91 50.6%	20 11.1%	69 38.3%	180 100.0%



Are there any awareness programs/session on DRM to increase community preparedness & awareness & to promote CBDRM & education and awareness of DRM?

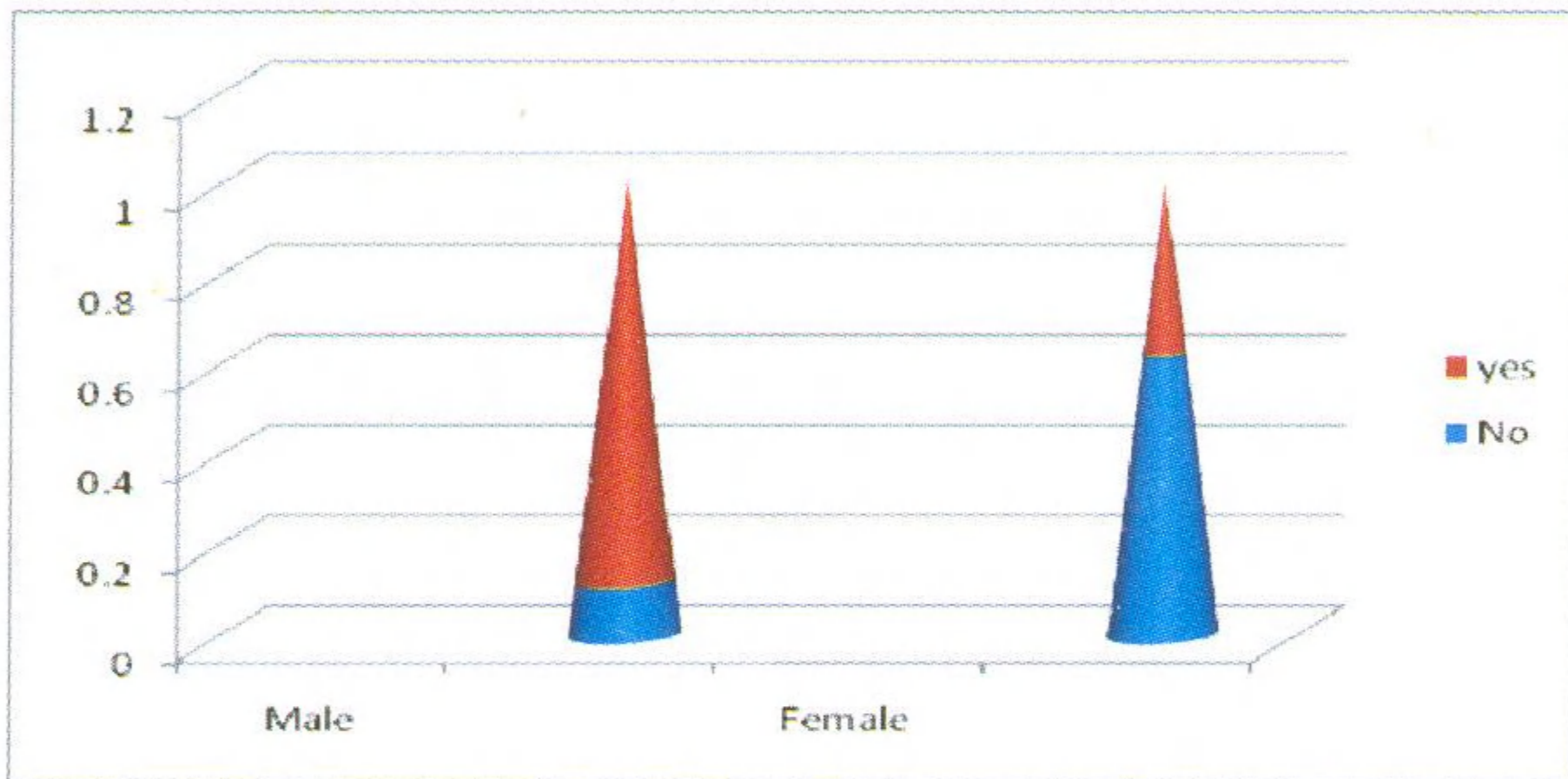
Are there any awareness programs/session on DRM to increase community preparedness & awareness & to promote CBDRM & education and awareness of DRM?		
Sex of respondent	No	Total
Male	90 100.0%	90 100.0%
Female	90 100.0%	90 100.0%
Total	180 100.0%	180 100.0%

So far did you see any activity by DDMU in your area?

Sex of respondent	So far did you see any activity by DDMU in your area?		Total
	no		
Male	90	100.0%	90
Female	90	100.0%	90
Total	180	100.0%	180

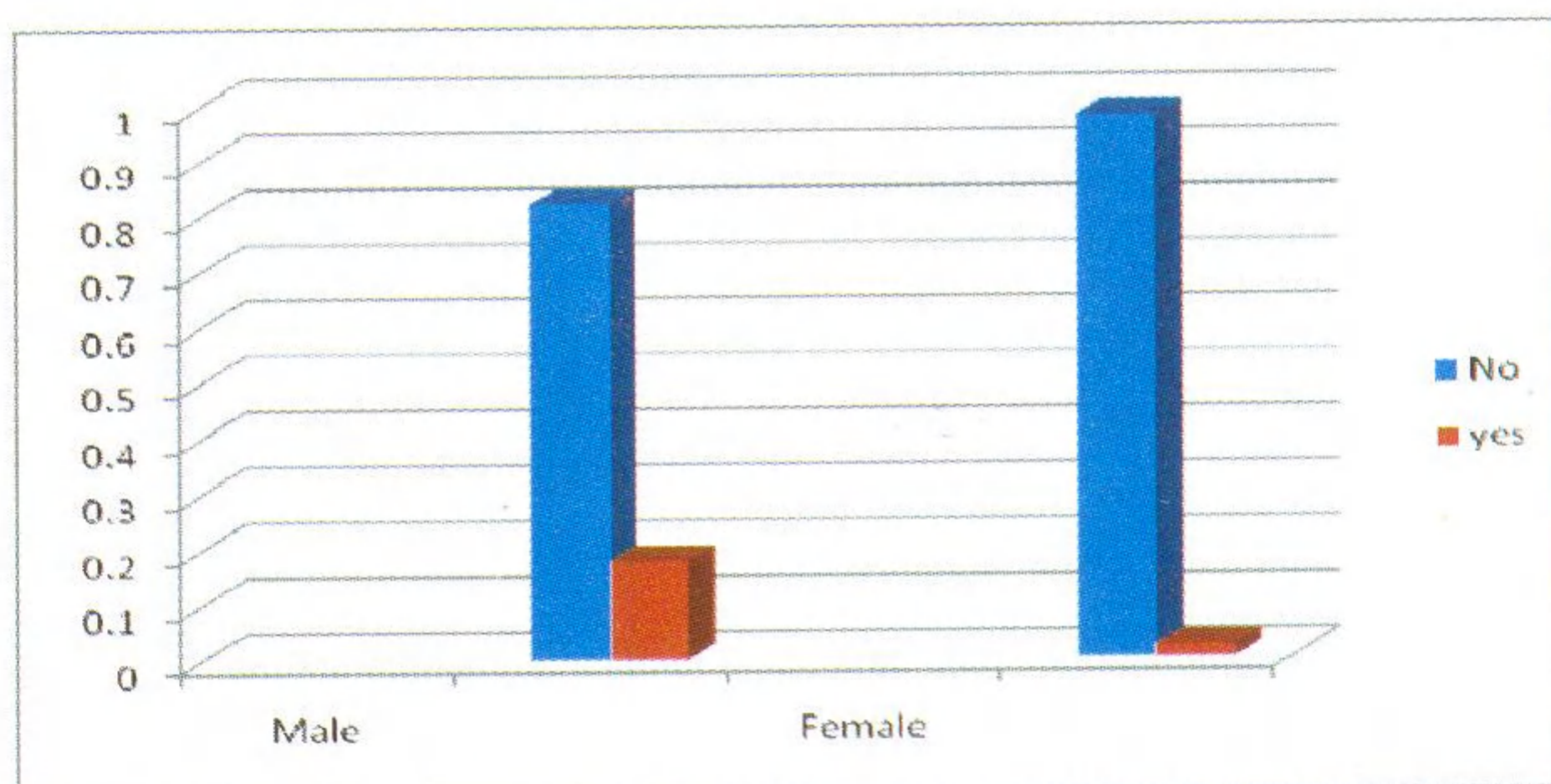
Are you satisfied with the land allocation after flood?

	Are you satisfied with the land allocation after flood?		Total
	No	yes	
Male	10 12.2%	80 88.8%	90 100.0%
Female	56 62.3%	34 37.7%	90 100.0%
Total	66 36.6%	114 63.4%	180 100.0%



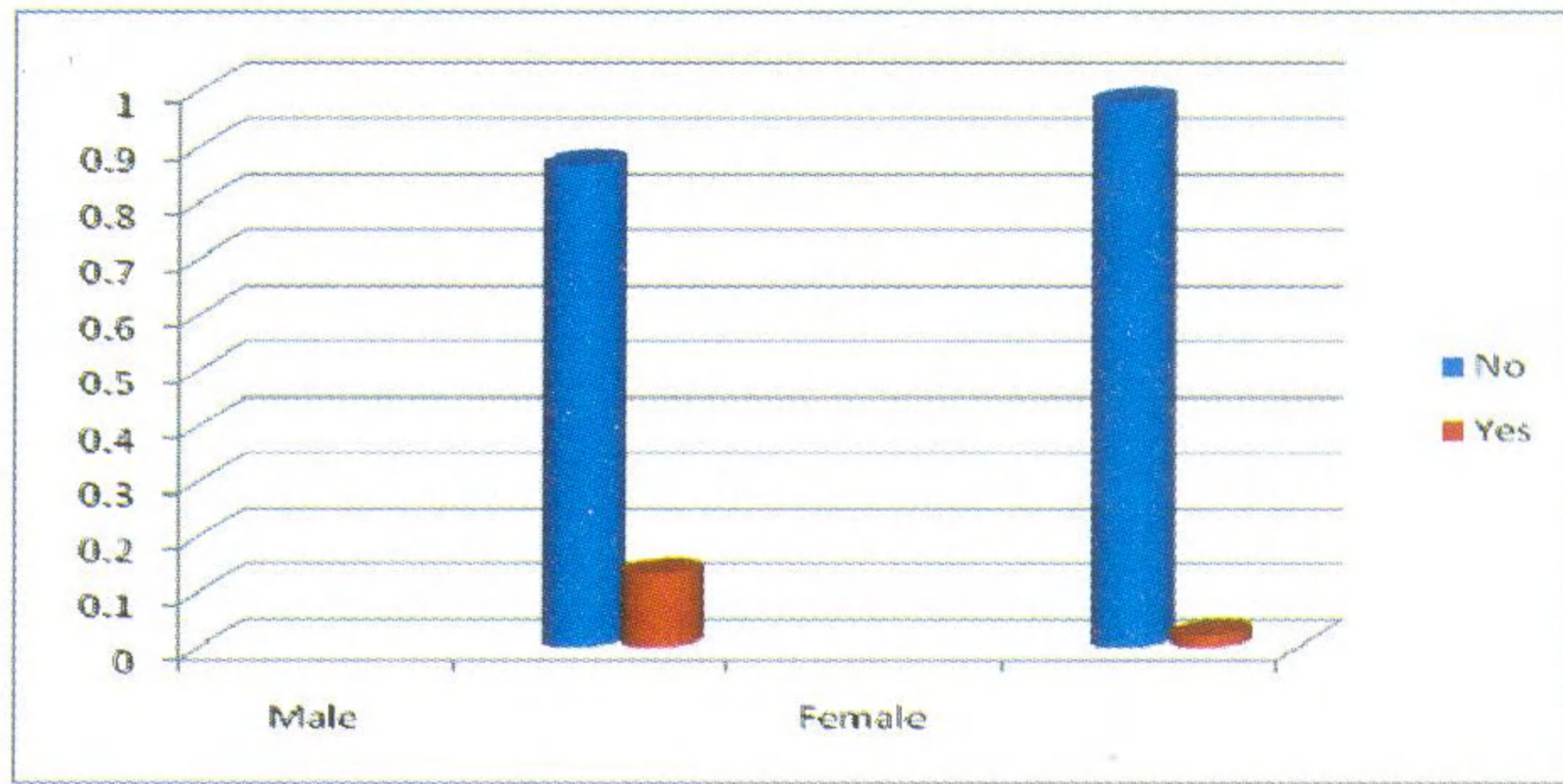
Is gender equity and women's participation ensured in the reconstruction activities and works?

Sex of respondent	Is gender equity and women's participation ensured in the reconstruction activities and works?		Total
	No	Yes	
Male	74 82.2%	16 17.8%	90 100.0%
Female	88 97.8%	2 2.2%	90 100.0%
Total	162 90.0%	18 10.0%	180 100.0%



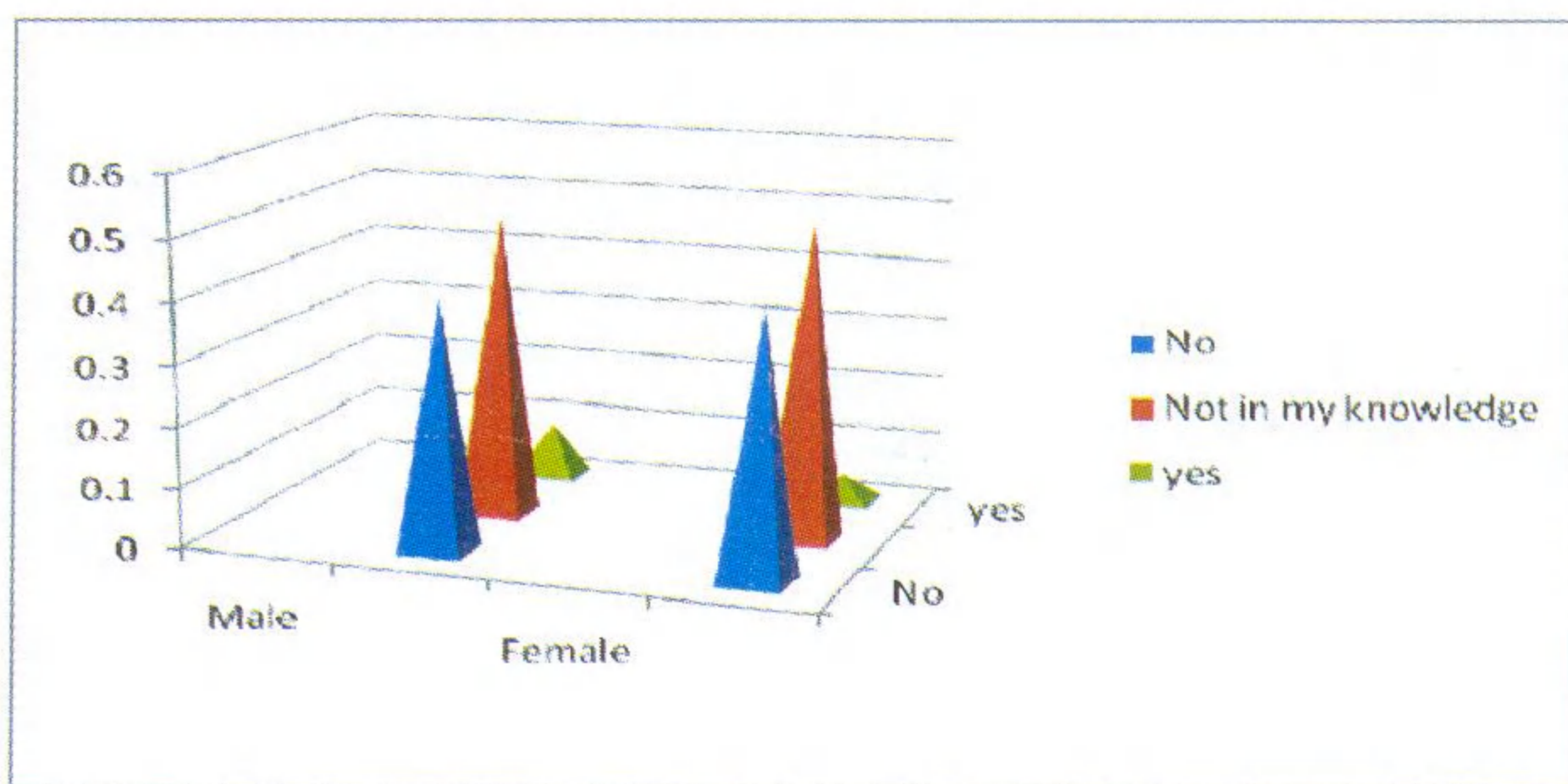
Are women involved in the decision making at any level of the early recovery and rehabilitation?

Sex of respondent	Are women involved in the decision making at any level of the early recovery and rehabilitation?		Total
	No	Yes	
Male	78 86.7%	12 13.3%	90 100.0%
Female	88 97.8%	2 2.2%	90 100.0%
Total	166 92.2%	14 7.8%	180 100.0%



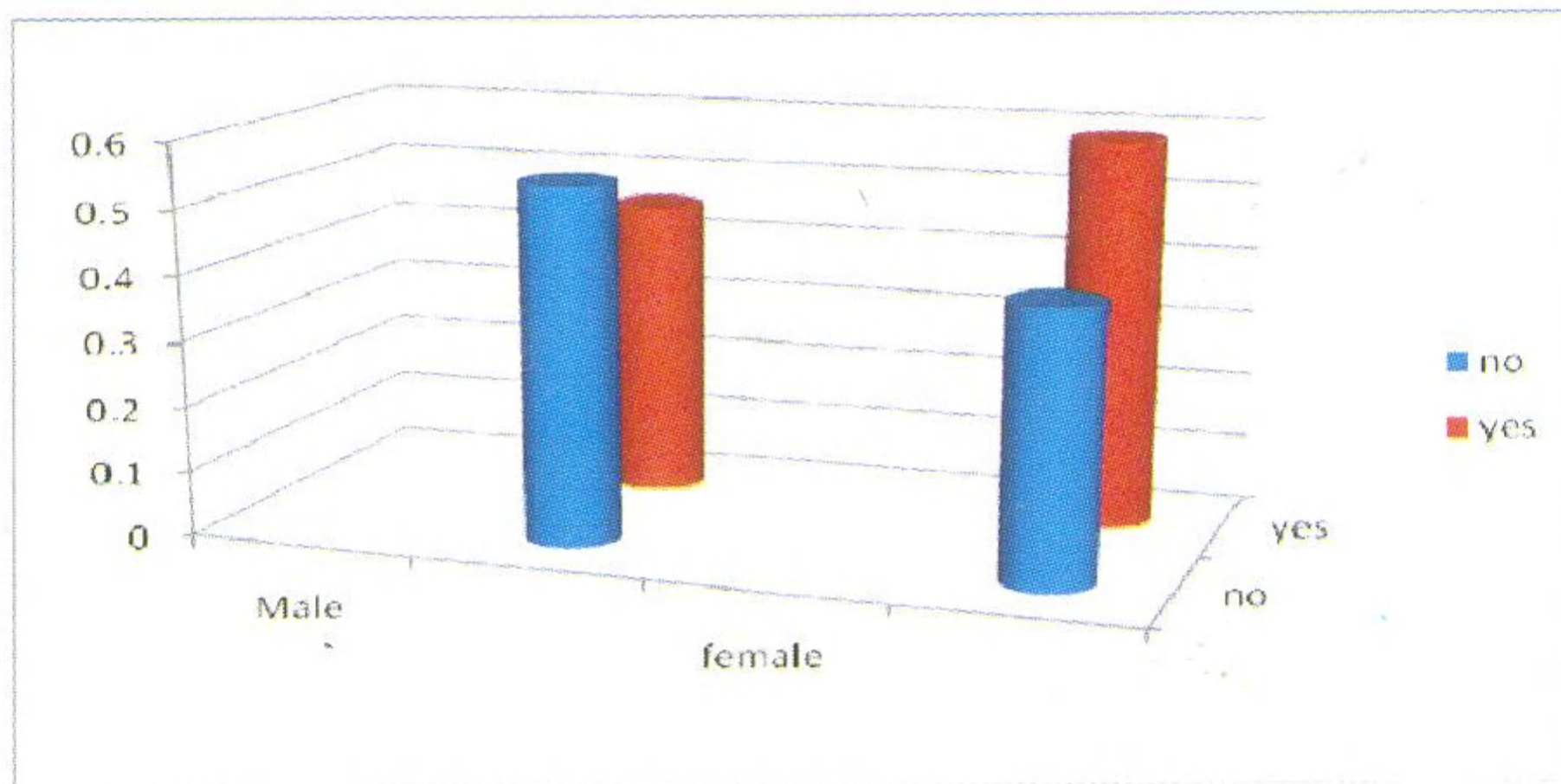
In your area are there any well-established networks of community referrals for protection cases which link up with the institutional Govt structures?

Sex of respondent	In your area are there any well-established networks of community referrals for protection cases which link up with the institutional Govt structures?			Total
	No	Not in my knowledge	Yes	
Male	37 41.1%	45 50.0%	8 8.9%	90 100.0%
Female	39 43.3%	47 52.2%	4 4.4%	90 100.0%
Total	76 42.2%	92 51.1%	12 6.7%	180 100.0%



Are clean and renewable energy sources provided in your area?

Sex of respondent	Are clean and renewable energy sources provided in your area?		Total
	No	Yes	
Male	49 54.4%	41 45.6%	90 100.0%
Female	37 41.1%	53 58.9%	90 100.0%
Total	86 47.8%	94 52.2%	180 100.0%

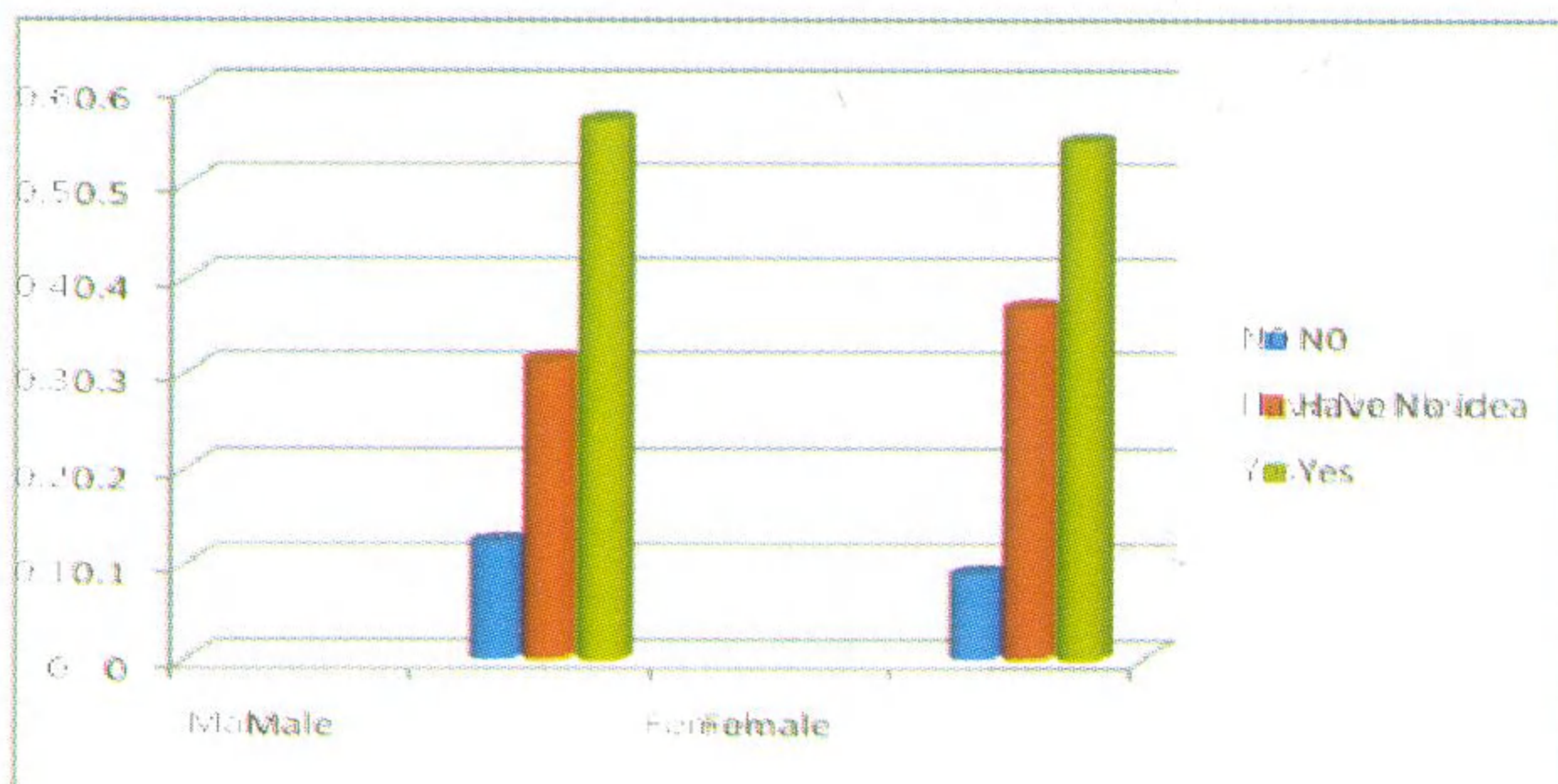


After flood anybody ever collected gender segregated data from your community?

Sex of respondent	After flood anybody ever collected gender segregated data from your community?		Total
	No	Yes	
Male	81 90.0%	9 10.0%	90 100.0%
Female	87 96.7%	3 3.3%	90 100.0%
Total	168 93.3%	12 6.7%	180 100.0%

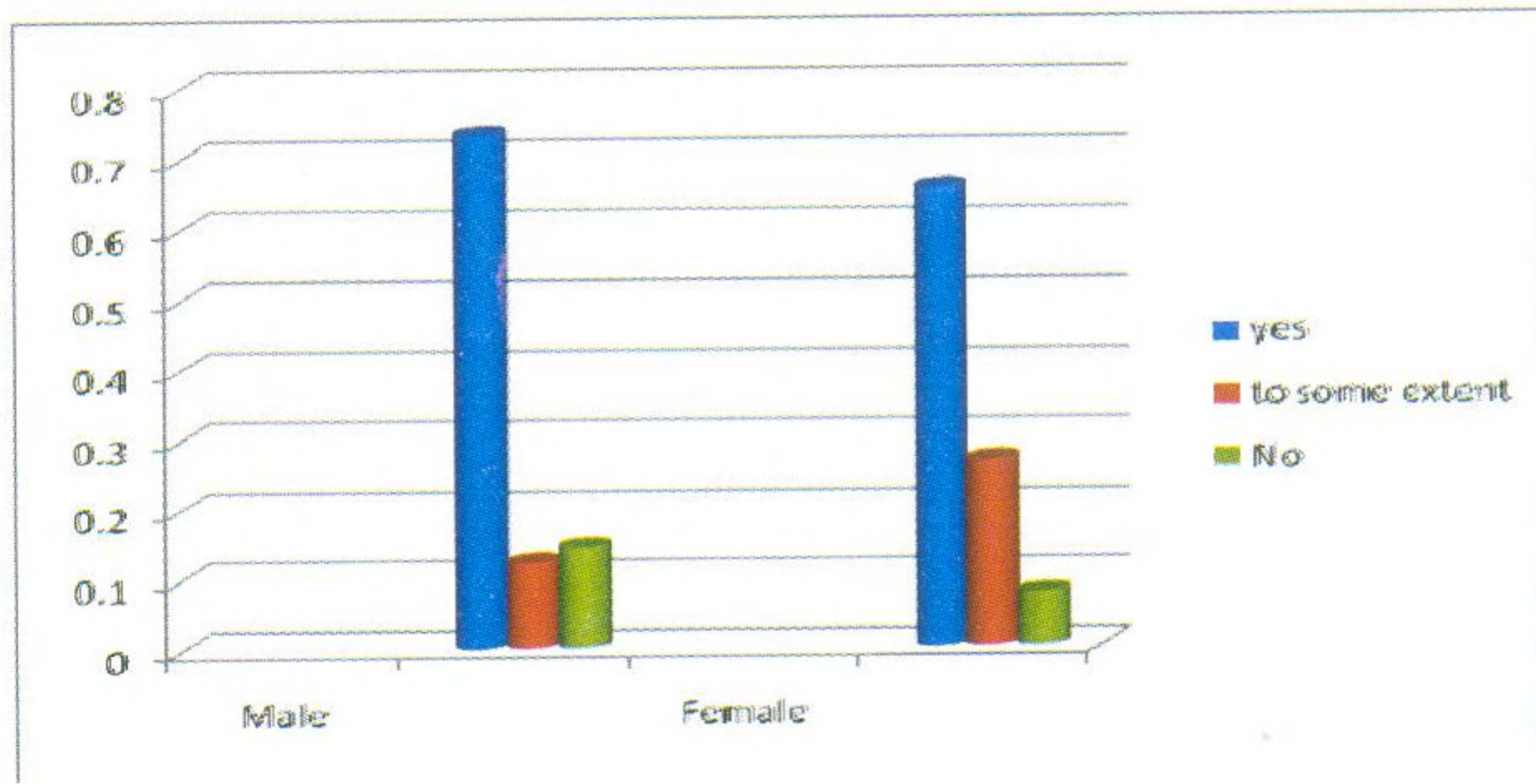
Are you satisfied with the security situation of your area in post flood scenario?

	Are you satisfied with the security situation of your area in post flood scenario?			Total
	NO	Have No idea	Yes	
Male	11 12.2%	28 31.1%	51 56.7%	90 100.0%
Female	8 8.9%	33 36.7%	49 54.4%	90 100.0%
Total	19 10.6%	61 33.9%	100 55.6%	180 100.0%



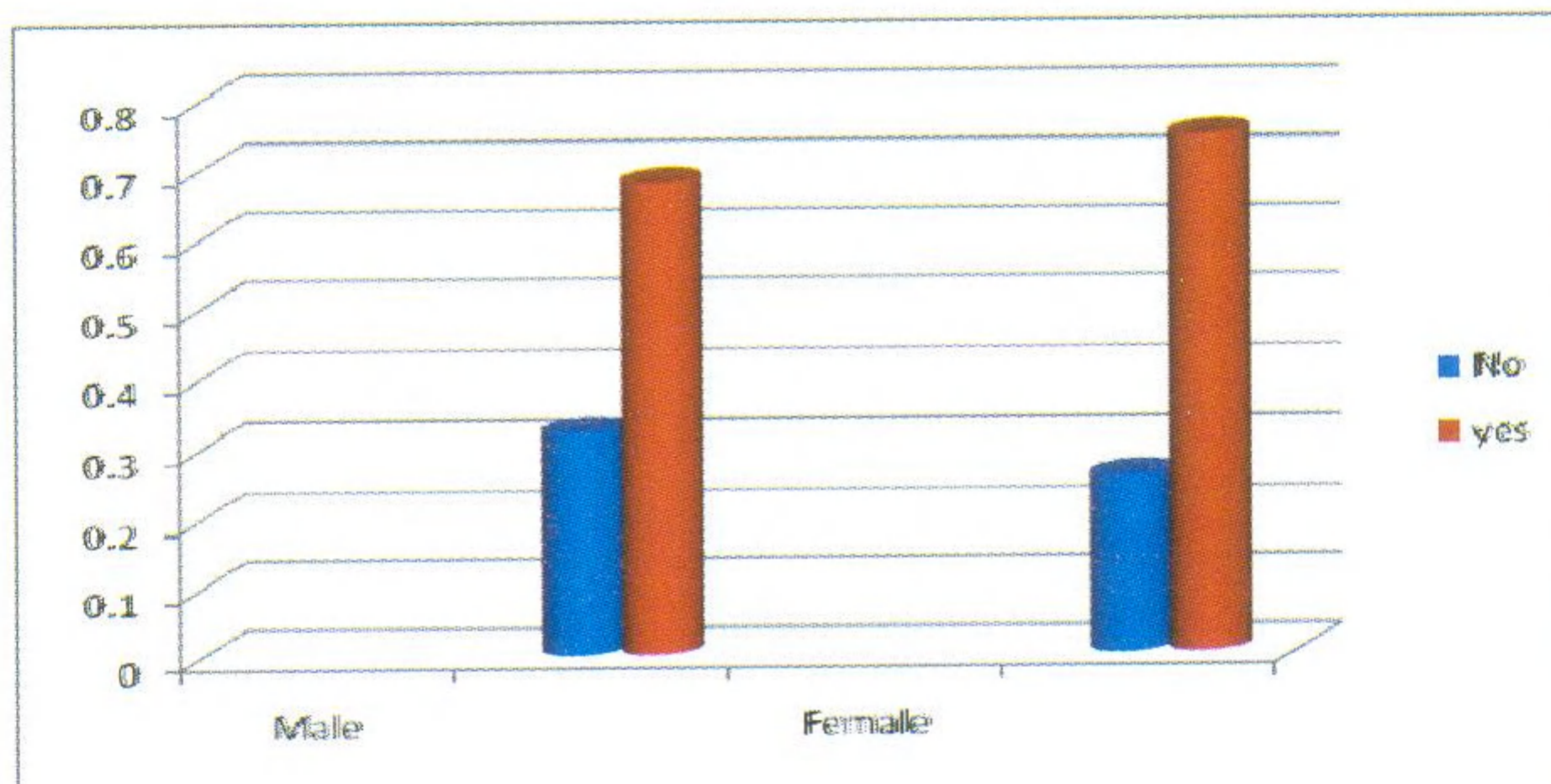
Have women and children faced protection related issues due to destruction of their infrastructure after flood?

Sex of respondent	Have women and children faced protection related issues due to destruction of their infrastructure after flood?			Total
	Yes	to some extent	No	
Male	66 73.3%	11 12.2%	13 14.4%	90 100.0%
Female	59 65.5%	24 26.7%	7 7.8%	90 100.0%
Total	125 69.4%	35 19.4%	20 11.2%	180 100.0%



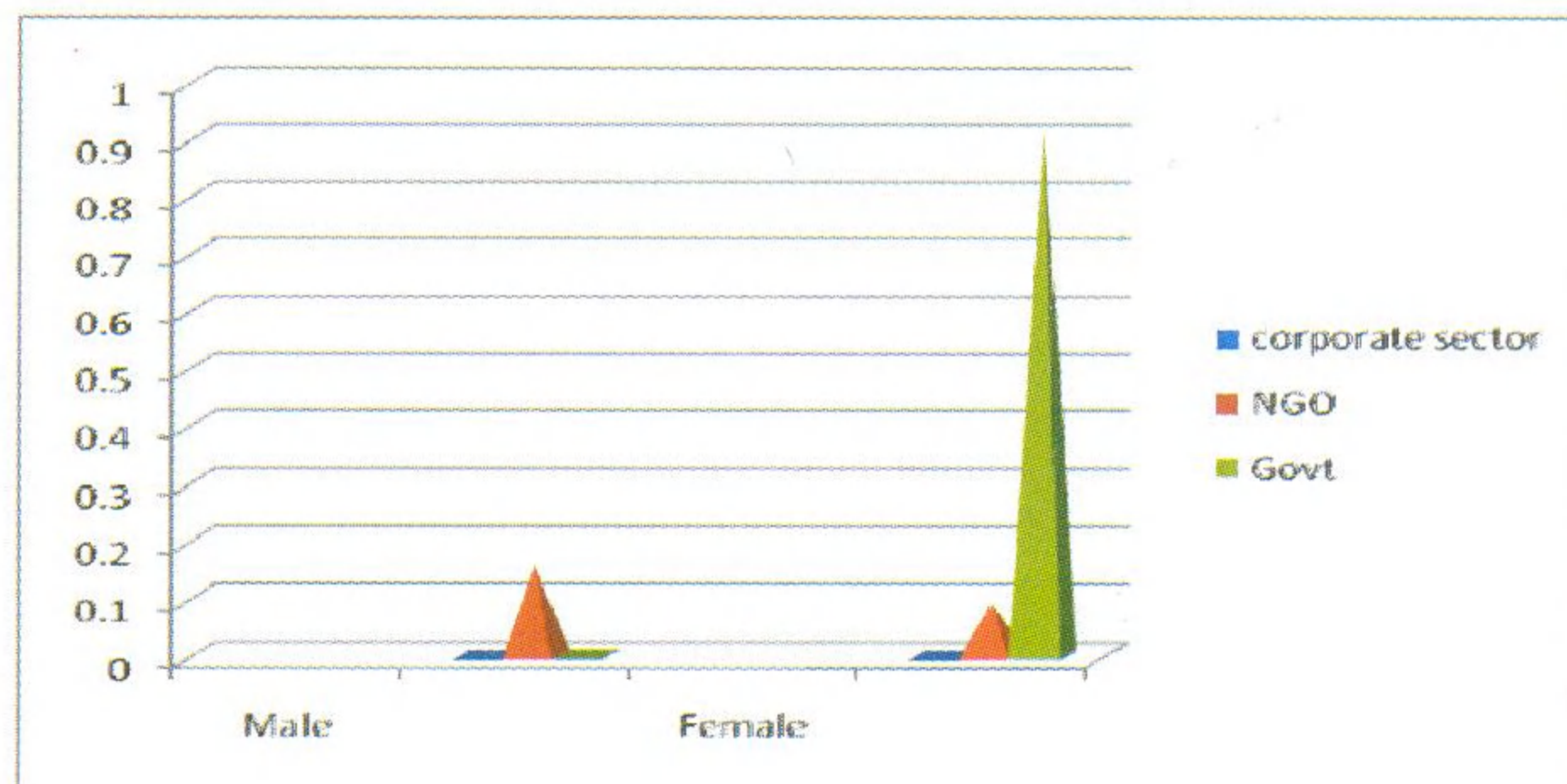
Is there any improvement in the situation after 1 year of the floods?

Sex of respondent	Is there any improvement in the situation after one year of the floods?		Total
	No	Yes	
Male	29 32.2%	61 67.8%	90 100.0%
Female	23 25.6%	67 74.4%	90 100.0%
Total	52 28.9%	128 71.1%	180 100.0%



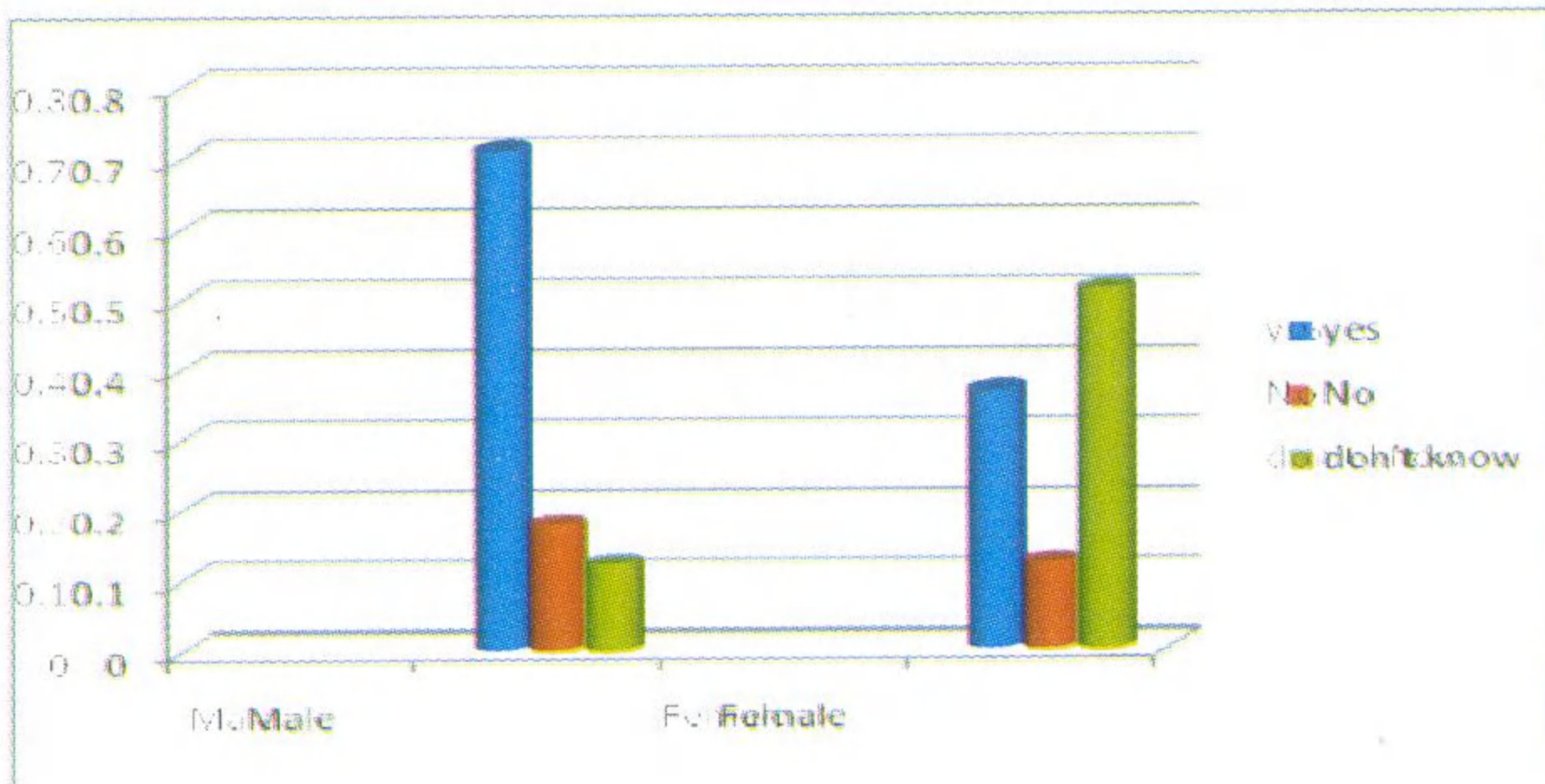
Who do you think is responsible to meet your needs after flood?

Sex of respondent	Who do you think is responsible to meet your needs after flood?			
	corporate sector	NGO	Govt	Total
Male	0 .0%	14 15.6%	76 84.4%	90 100.0%
Female	0 .0%	8 8.9%	82 91.1%	90 100.0%
Total	0 .0%	22 12.2%	158 87.8%	180 100.0%



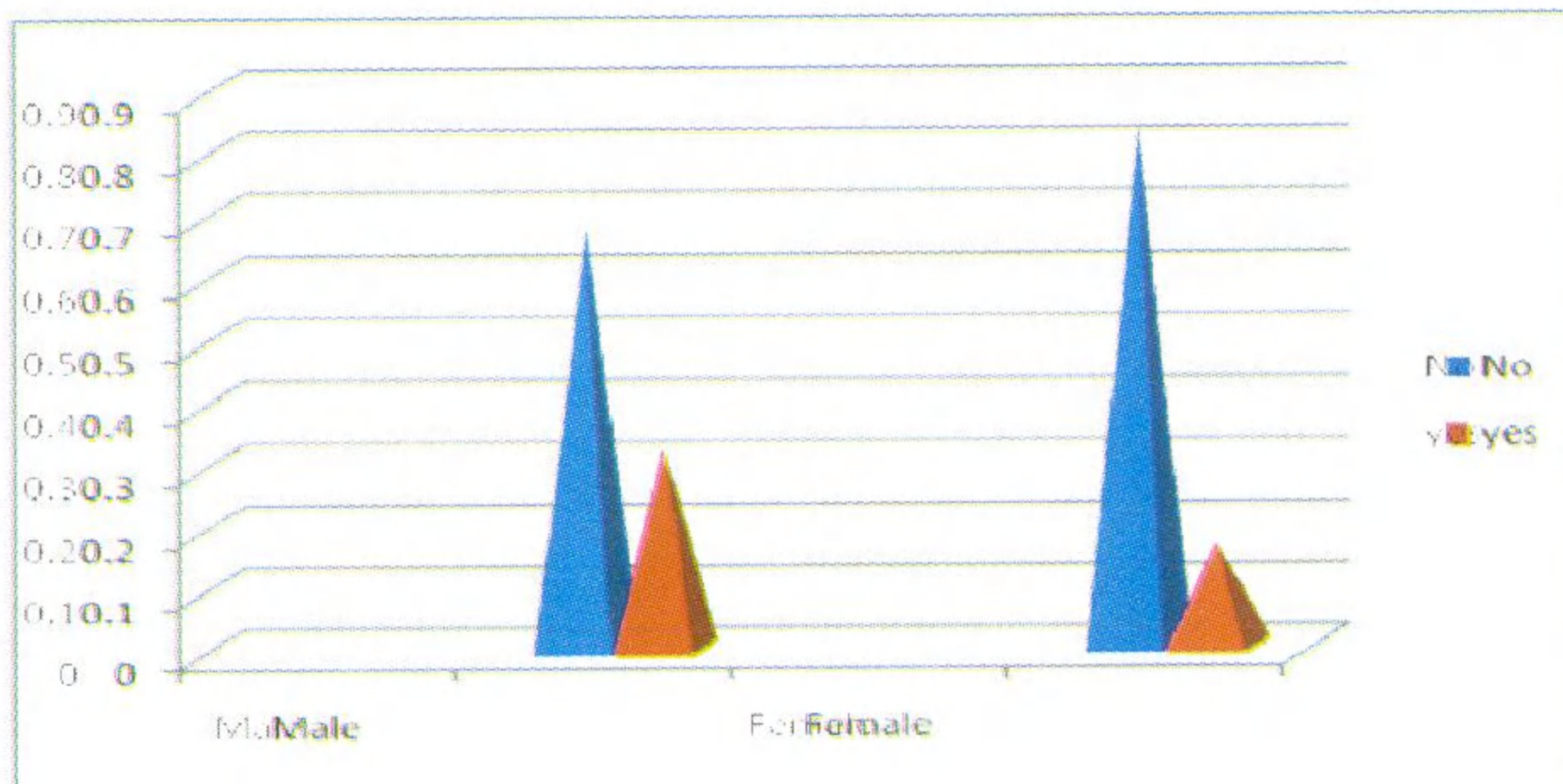
Have disable faced protection related issues during and after flood?

Sex of respondent	Have disable faced protection related issues during and after flood?			Total
	yes	No	Don't know	
Male	64 71.0%	16 17.8%	10 12.2%	90 100.0%
Female	33 36.7%	11 12.2%	46 51.1%	90 100.0%
Total	97 53.9%	27 15.0%	56 31.1%	180 100.0%




Do you see any effort by NGO/Govt for the rehabilitation & inclusion of disable people in the early recovery phase?

Sex of respondent	Do you see any effort by NGO/Govt for the rehabilitation & inclusion of disable people in the early recovery phase?		Total
	No	Yes	
Male	61 67.8%	29 32.2%	90 100.0%
Female	75 83.3%	15 16.7%	90 100.0%
Total	136 75.6%	44 24.4%	180 100.0%



By whom?

		Frequency	Percent	Valid Percent	Cumulative Percent
Valid	Govt	21	11.7	47.7	47.7
	NGOs	23	12.8	52.3	100.0
	Total	44	24.4	100.0	
Missing	System	136	75.6		
Total		180	100.0		



4. KEY FINDINGS

After thorough analysis of the answers given by the respondents the following facts are established:

- Majority of people are unaware about their rights.
- Majority of people in the flood affected areas never heard of 2010 flood reconstruction plan of Govt.
- Community participation lacked in emergency & early recovery.
- Gender Dimensions of disaster response are overlooked by Govt as well as NGOs.
- Vulnerable groups (Women have no voice in rehabilitation & early recovery response
- There is no evidence of DDR/M by Govt or NGOs in community.

- In the process of loss assessment and rehabilitation the Government and foreign aid organizations ignored to consult women's rights organizations and the affected women themselves.
- During the flood response women's safety, their gender-specific special needs, and privacy were not respected and they were not facilitated as desired.
- Disaster have caused severe mental and psychological stress among population but psychosocial support is rare.

5. CONCLUSION

- it has become very obvious that some people own large landholdings while the majority of the rural population is landless farm workers and agricultural laborers who do not have a source of livelihood of their own. So it is being felt that to remain safe in any future disasters this poor class should be made financially strong. Therefore we demand that land reforms process should be initiated along with the rehabilitation work. Land should be distributed among the flood victims. This will provide sustainable rehabilitation and at the same time the problems of large land holding will be eradicated.
- Govt & NGOs should focus on Strategic Gender Needs (SGNs) of community.
- Govt & NGOs must ensure gender responsive disaster management.
- There is dire need for an advocacy campaign to highlight the issues, concerns, flaws and gaps in the reconstruction process enabling civil society to build pressure on government and implementing agencies to response effectively & with holistic & integrated approach.



Conducted by:



Supported by:



Nov 2011